



[Govt. of Maharashtra approved, affiliated to S.R.T. Marathwada University, Nanded and included under Section 2(D) and 12(B) of U.G.C. Act 1956]
Royal Education Society's
COLLEGE OF COMPUTER SCIENCE AND INFORMATION TECHNOLOGY(COCSIT), LATUR
संगणकशास्त्र व माहितीतंत्रज्ञान महाविद्यालय(कॉक्सिट), लातूर.

Ambajogai Road, LATUR-413531 (Maharashtra)
Ph.: 02382-229191, Fax : 02382-228646, Website : www.cocsit.org.in, E-mail : coesit365@rediffmail.com

Dr. N. S. Zinjge
M.C.S., M.Phil., Ph.D.
Principal
Cell : 9970763030

Ref. No.:
Date :

Date: 05/10/2018

NOTICE

All UG F.Y students of Computer Science and Biotechnology Departments are informed that the **Remedial Theory Classes** will be start from 08/10/2018 to 27/10/2018. Student should be present to these classes. Time Table is attached herewith.

Dr. N. S. Zinjge
V.C. Principal
College of Computer Science
and Information Technology, Latur

Sr. No.	Hall No.	Class	Lecturer Name	Sign
1	101	B.Sc(CS) FY	Mr. V. D. Patil	<i>Patil</i>
2	105	B.Sc(SE) FY	Mr. G. B. Pawar	<i>Pawar</i>
3	115	BCAFY	Ms. L. R. Hawle	<i>Hawle</i>
4	210	B.Sc(BT) FY	Mr. K. P. Makhnikar	<i>Makhnikar</i>

Royal Education Society's
Royal Education Society's

College of Computer Science and Information Technology, Latur

UG Remedial Theory Time Table Summer- 2018

DEPT	Class/ Hall	08:00AM TO 08:45AM	08:45AM TO 09:30AM	09:30AM TO 10:15AM	10:15 TO 10:30	10:30AM TO 11:15AM	11:15AM TO 12:00PM
COMP	BSc(CS)FY 101	DBMS VDP	Prog in C VVB	WT SSS	B	CS-II GBP	
	BSc(SE)FY 105	DBMS VDP	Prog in C VVB	WT SSS		CS-II GBP	
COMPUTER	BCAFY 115	Fund of D L LRH	Prog in C VVB	Stat Tech SRM	B	CS-II GBP	
	B.Sc(BT) FY 210	CS KRJ	Genetics KSG	Bio Te KPM	R	Microbiolog y-II NVM	Biomolecul es IAP

Time Table Incharge

V.V. Bhosle
KRJ
SSS
SRM
VDP
GBP
LRH
KPM
IAP
KSG
GTM
NVM

Principal
I/C, PRINCIPAL
Staff List College of Computer Science
and Information Technology, Latur

V.V. Bhosle
K R Jadhav
S S Shaikh
S.R.Mane
V. D. Patil
GANESH PAWAR
L.R.Hawale
K Maknikar
I Patil
K.S. Gomare
G.T.Momin
N.V.More



COCSIT

Remedial Attendance
2017 - 2018

Semester I / II / III / IV

Name of Lecturer : M. V. D. Patil

Department : computer science

Class and Division : B.Sc. CS FY Semester : II

Subject : Database Management System

TIME TABLE

Day/Time	Theory				Practical			
					8:00 To 10:15	10:30 To 12:45	1:00 To 3:15	3:30 To 5:45
Monday								
Tuesday								
Wednesday								
Thursday								
Friday								
Saturday								
Sunday								


Principal
I/C, PRINCIPAL
College of Computer Science
and Information Technology, Latur

ATTENDANCE Month

oct

Sign.

Roll No.	Name of Student	8-10-18	9-10-18	10-10-18	11	12	13	15	16	17
		1	2	3	4	5	6	7	8	9
1	AMBULGE NANDIBUVA SHRIKRISHNA NAGESH	AA	AA	AA	1	AA	AA	AA	AA	2
2	BHANGE PRAVIN VASANTRAO	AA	AA	AA	1	AA	AA	AA	AA	2
3	BHOJANE DHIRAJ SHRIDHAR	AA	AA	1	AA	AA	AA	AA	AA	AA
4	BIRADAR MAYURI BHIMRAO	AA	AA	AA	1	AA	AA	AA	AA	2
5	BIRADAR PRATIKSHA DIGAMBAR	1	AA	2	AA	3	AA	4	5	AA
6	BIRADAR PRIYANKA DHONDIBA	AA	1	2	3	AA	4	5	AA	6
7	CHITADE SHUBHAM VISHNU	1	AA	2	AA	3	4	5	6	7
8	DARADE KRISHNA SAUDAGAR	1	2	AA	3	AA	AA	4	AA	5
9	DAVARGAVE MARUTI MANGESH	AA	AA	AA	1	AA	AA	2	3	AA
10	DESHMUKH SHRADHA RAJKUMAR	AA	AA	1	AA	2	3	AA	4	5
11	DEVDHARE SAURABH SANJAY	AA	AA	AA	AA	AA	AA	AA	AA	AA
12	DHAGE NIKITA UDDHAVRAO	AA	AA	AA	AA	AA	AA	AA	AA	AA
13	FAKHIR MUHAMMAD JILANI	AA	AA	AA	AA	AA	AA	AA	AA	AA
14	GHADGE ADESH PANDURANG	1	AA	AA	AA	2	AA	3	4	AA
15	GHOOGARE SWAPNIL MADHAVRAO	AA	AA	AA	AA	AA	AA	AA	AA	AA
16	GHOGE SRUSHTI ASHOK	AA	AA	1	2	3	4	AA	AA	AA
17	GIRI SHUBHAM VYANKAT	AA	AA	AA	AA	AA	AA	AA	AA	AA
18	GULBILE ANIKET BHAUSAHEB	AA	1	AA	2	AA	3	AA	4	AA
19	GURME VAISHNAVI PRADEEP	1	AA	2	3	AA	4	5	6	7
20	HAKE NILESH UTTAMRAO	AA	AA	AA	AA	AA	AA	AA	AA	AA
21	HANDE ABHISHEKH SANJAY	AA	1	AA	2	AA	AA	AA	AA	AA
22	HATOLKAR MANGESH SANJAYRAO	1	AA	2	3	AA	4	AA	5	6
23	HOWAL SIDDHARTH DAYANAND	AA	AA	AA	AA	1	AA	2	3	4
24	JADHAV AMOL HARIDAS	1	2	AA	3	AA	4	5	AA	6
25	JAGTAP KRUSHNA BHAGWAT	AA	AA	AA	AA	AA	AA	AA	AA	AA
26	JOSHI BHAGWAT PURUSHOTTAM	AA	AA	1	AA	2	AA	3	AA	AA
27	KADAM RUSHIKESH RAMA	AA	AA	AA	AA	AA	AA	AA	AA	AA
28	KAMBLE MAYURESH SANJAY	AA	AA	AA	AA	AA	AA	AA	AA	AA
29	KAMBLE ROHAN KISHOR	AA	AA	AA	AA	AA	AA	AA	AA	AA
30	KATLE YOGESH MAHESH	AA	1	2	3	AA	4	5	6	AA
31	KHARATMOL SHUBHAM ANKUSH	AA	1	2	AA	3	4	AA	5	AA
32	KONALE VISHAL PRAKASH	AA	AA	1	2	AA	AA	3	4	AA

Royal Education Society's
COLLEGE OF COMPUTER SCIENCE AND INFORMATION TECHNOLOGY, LATUR.

ATTENDANCE Month oct

Sign. patel

Roll No.	18	19	20	22	23	24	25	26	27	19	20	21	22	23	24	25	26	27	28	Total Attendance	% Attendance	
3	AA	AA	AA	4	AA	AA	AA	AA												5	23%	
3	AA	AA	AA	4	AA	AA	AA	AA													4	23%
AA	AA	AA	AA	2	AA	AA	AA	AA													2	11%
3	AA	AA	AA	4	AA	AA	AA	AA													4	23%
6	7	AA	AA	AA	8	9	AA	AA													3	52%
7	AA	8	9	AA	10	AA	11	12													12	70%
8	9	AA	10	11	12	13	AA	14													14	82%
6	AA	7	8	AA	9	10	AA	AA													10	58%
4	AA	AA	5	AA	6	AA	AA	AA													6	35%
6	AA	7	8	AA	AA	9	10	AA													10	58%
AA	AA	AA	AA	AA	AA	AA	AA	AA													AA	0%
AA	AA	AA	AA	AA	AA	AA	AA	AA													AA	0%
AA	1	AA	2	AA	AA	AA	AA	AA													2	11%
AA	5	AA	6	AA	AA	AA	AA	AA													6	35%
AA	AA	AA	1	AA	2	AA	AA	AA													2	11%
5	AA	AA	AA	AA	AA	AA	AA	AA													5	29%
AA	AA	1	2	AA	3	AA	AA	4													4	23%
5	AA	6	7	8	AA	9	10	11													11	64%
8	9	10	AA	11	12	13	AA	AA													13	76%
AA	AA	AA	1	AA	2	AA	3	AA													3	17%
3	AA	4	AA	5	AA	AA	AA	AA													5	29%
AA	7	8	AA	AA	AA	AA	AA	9													9	52%
AA	AA	AA	AA	AA	AA	5	AA	AA													5	29%
7	AA	8	9	AA	10	AA	AA	AA													10	58%
AA	AA	AA	AA	AA	AA	AA	AA	AA													AA	0%
4	AA	AA	5	AA	AA	AA	AA	AA													5	29%
AA	AA	AA	1	AA	2	AA	AA	3													3	17%
AA	AA	AA	AA	AA	AA	AA	AA	AA													AA	0%
AA	AA	AA	AA	AA	AA	AA	AA	AA													AA	0%
7	8	AA	9	AA	10	11	12	AA													12	70%
AA	AA	AA	6	AA	7	AA	AA	AA													7	41%
AA	AA	5	AA	6	AA	AA	7	AA													7	41%

ATTENDANCE Month

oct

Sign.

patel

Roll No.	Name of Student	8-10-18	9-10-18	10-10-18	11	12	13	15	16	17
		1	2	3	4	5	6	7	8	9
33	KOUDGAVE RAJWARDHAN GANPATRAO	A	A	A	A	A	A	A	A	A
34	MAGAR PANDURANG ANANT	A	A	A	1	A	A	A	2	A
35	MALI PRASHANT DNYANESHWAR	A	A	1	A	A	2	3	4	A
36	MANE PRATKSHA LALASAHEB	A	A	A	A	1	2	3	A	A
37	MANE PROMOD ARUN	A	A	1	2	3	A	4	5	A
38	MANE SHRINIVAS SHIVAJIRAO	A	A	A	A	A	A	A	A	A
39	MANE SHUBHANGI RAMRAO	A	A	A	A	A	A	A	A	A
40	MAREWAD GANGAPRASAD NARSAN	A	A	A	A	1	A	A	2	A
41	MARKHAND DNYANESHWAR DATTATRAY	A	A	A	A	1	A	A	2	A
42	MOMIN R RAHMAN AQUEELUR RAHMAN	A	A	A	A	1	A	2	A	A
43	MORE MAHESH RAMCHANDRE	A	A	A	A	A	A	A	A	A
44	MULE MADHAV BHIMASHANKAR	A	A	A	A	A	A	A	A	A
45	NAIKNAWARE PREMSAGAR NAMDEV	A	1	2	A	3	A	4	5	A
46	NARHARE DEEPALI TUKARAM	1	A	2	A	3	A	4	A	5
47	PANGAL GOMTESH MAHAVIR	A	A	1	A	2	A	3	A	A
48	PATEL A RIZWANODDIN NAJIBODDIN	A	A	A	A	A	A	A	A	A
49	PATHAN AKHIL RAHIM	A	A	A	A	A	A	1	A	A
50	PATIL KARAN SUNIL	A	A	A	A	A	A	1	A	A
51	PAWAR DIKSHA ASHOK	A	A	A	A	A	A	A	A	A
52	RAJPANGE SUSHIL PANDHARI	1	A	2	A	3	A	4	5	A
53	SALKE SHRIKRISHNA DAYANAND	A	A	A	A	A	A	A	A	A
54	SAPSOD MAYURI BALASAHEB	1	A	2	A	3	A	4	A	5
55	SAPTARSHI OMKAR MANOJ	A	1	A	2	A	3	4	5	A
56	SARTAPE RAHUL GULAB	1	2	A	3	4	A	5	6	A
57	SAYYAD FIROJALI JAFARALI	A	A	1	A	2	3	A	4	A
58	SAYYAD SAMIR MAHAMAD	1	2	A	3	A	4	5	A	6
59	SAYYED ASRAR WAJID	A	A	A	1	A	2	3	A	A
60	SAYYED SOHEL KALIM	A	A	A	A	A	A	A	1	A
61	SHAIKH AJHAR BASHIRSAHEB	A	A	A	A	A	A	A	A	A
62	SHAIKH ISRAEL HAMIDSA	1	A	A	A	A	2	A	A	A
63	SHAIKH KARISHMA MAHETAB	A	A	A	A	A	A	A	A	A
64	SHAIKH KHAJASAHEB RAJESAHEB	1	2	A	3	A	4	A	5	A

Royal Education Society's
COLLEGE OF COMPUTER SCIENCE AND INFORMATION TECHNOLOGY, LATUR.

ATTENDANCE Month oct

Sign. [Signature]

Roll No.	18	19	20	22	23	24	25	26	27	19	20	21	22	23	24	25	26	27	28	Total Attendance	% Attendance
	A	A	A	A	A	A	A	A	A											A	0%
	A	A	3	A	A	A	A	A	A											3	17%
	5	6	A	A	7	A	A	8	9											9	52%
	A	A	4	5	A	A	6	7	A											7	41%
	6	A	A	A	7	8	A	A	A											8	47%
	1	2	3	4	5	A	6	7	A											7	41%
	A	A	A	A	A	A	A	A	A											AA	0%
	A	A	A	3	4	A	A	5	A											5	29%
	A	A	A	3	4	A	A	5	A											5	29%
	A	3	A	4	A	A	5	6	A											6	35%
	A	A	A	A	A	A	A	A	A											AA	0%
	A	A	A	A	A	A	A	A	A											AA	0%
	6	A	7	A	8	A	9	10	A											10	58%
	A	6	7	A	8	9	A	10	A											10	58%
	4	A	5	6	A	A	7	8	A											8	47%
	A	A	1	2	3	A	A	A	A											3	17%
	A	A	2	A	3	A	4	A												4	23%
	A	A	2	A	3	A	4	A												4	23%
	A	A	A	A	A	A	A	A	A											AA	0%
	A	6	7	A	8	A	9	10	A											10	58%
	A	A	A	A	A	A	A	A	A											AA	0%
	A	6	7	A	8	A	9	10	A											10	58%
	6	A	7	8	A	9	10	A												10	58%
	7	A	8	9	A	10	11	A	12											12	70%
	5	A	6	7	A	A	8	9	A											9	52%
	7	A	8	9	A	10	11	A	12											12	70%
	A	4	5	A	6	A	7	8	A											8	47%
	A	A	A	A	A	A	A	A	A											2	11%
	A	A	A	A	A	A	A	A	A											AA	0%
	3	A	4	5	A	6	7	8	A											8	47%
	A	A	A	A	A	A	A	A	A											AA	0%
	A	6	A	7	8	A	9	A	A											9	52%

Royal Education Society's
COLLEGE OF COMPUTER SCIENCE AND INFORMATION TECHNOLOGY, LATUR.

ATTENDANCE Month _____

Sign. *[Signature]*

Roll No.	18	19	20	22	23	24	25	26	27	19	20	21	22	23	24	25	26	27	28	Total Attendance	% Attendance
	10	11	12	13	14	15	16	17	18											8	47%
	5	A	A	A	6	7	A	8	A											9	52%
	4	5	A	6	A	7	8	A	9											8	47%
	A	4	5	A	6	A	7	8	A											9	52%
	A	6	A	7	A	8	A	9	A											11	64%
	6	A	7	8	A	9	A	10	11											AA	0%
	A	A	A	A	A	A	A	A	A											12	70%
	6	A	7	8	A	9	10	11	12											10	58%
	5	A	6	A	7	8	A	9	10											AA	0%
	A	A	A	A	A	A	A	A	A											11	64%
	7	A	8	9	A	10	A	11	A											5	29%
	2	A	3	A	A	A	4	5	A											7	41%
	A	4	A	5	A	6	A	7	A											AA	0%
	A	A	A	A	A	A	A	A	A											11	64%
	7	8	A	9	10	A	A	11	A											13	76%
	7	8	A	9	10	A	11	12	13											AA	0%
	A	A	A	A	A	A	A	A	A											10	58%
	6	A	7	A	8	A	9	10	A											13	76%
	A	8	9	A	10	11	A	12	13												



COCSIT

Remedial Attendance
2017 - 2018

Semester I / II / III / IV

Name of Lecturer : Mr. G. B. Pawar


Department : Computer Science

Class and Division : B.Sc. CS FY Semester : II

Subject : Communication and Soft Skills - II

TIME TABLE

Day/Time	Theory					Practical			
						8:00 To 10:15	10:30 To 12:45	1:00 To 3:15	3:30 To 5:45
Monday									
Tuesday									
Wednesday									
Thursday									
Friday									
Saturday									
Sunday									


Principal
V.C. PRINCIPAL
College of Computer Science
and Information Technology

ATTENDANCE Month

8-10-2018

Sign.

Jawari

Roll No.	Name of Student	8	9	10	11	12	13	15	16	17
		1	2	3	4	5	6	7	8	9
1	ANERAO PRAFUL RAJENDRA	1	2	3	4	5	6	7	8	9
2	APET SATYJIT VYANKATRAO	1	2	A	3	4	5	6	A	7
3	BAWAGE GIRISH GUNDU	1	2	A	3	4	A	5	6	7
4	BHANGE PRAVIN VASANTRAO	1	2	A	3	4	5	A	6	7
5	BHOJANE DHIRAJ SHRIDHAR	1	2	3	A	A	A	A	4	5
6	BHOJANE GOVIND SUGRIV	1	2	3	4	A	5	6	7	A
7	BHOSALE KISHAN TUKARAM	1	2	A	3	4	5	6	7	8
8	BIRADAR ARPITA BALAJI	1	2	3	4	A	A	5	6	7
9	BIRADAR MAYURI BHIMRAO	1	2	3	A	4	5	6	7	8
10	BIRADAR PRIYANKA DHONDIBA	1	2	3	4	A	5	6	7	8
11	DANGE PRATIKSHA DIPAK	1	2	A	3	4	5	A	A	A
12	DAVARGAVE MARUTI MANGESH	1	2	A	A	A	3	4	5	6
13	DESHMUKH SHRADHA RAJKUMAR	A	A	A	A	A	A	A	A	A
14	DEVDHARE SAURABH SANJAY	A	A	A	A	A	A	A	A	A
15	DHAVAN ANKITA LIMBRAJ	1	2	3	A	4	5	6	7	8
16	DOLAS KRISHNA VIJAYKUMAR	1	2	A	3	4	5	6	7	8
17	FAKHIR MUHAMMAD JILANI	1	A	A	A	A	A	A	A	A
18	GARAD PUNDLIK KRUSHNA	1	2	A	3	4	A	5	6	7
19	GAWALI ANJALI CHANDRAKANT	1	2	A	3	4	A	A	5	6
20	GHADGE ADESH PANDURANG	1	2	3	4	A	A	A	A	A
21	GHOOGARE SWAPNIL MADHAVRAO	1	2	3	A	4	5	6	7	8
22	GIRI SHUBHAM VYANKAT	1	2	3	A	4	5	6	7	8
23	HATAGALE GANESH PRALHAD	1	2	A	3	4	5	6	7	8
24	HATOLKAR MANGESH SANJAYRAO	1	2	3	A	4	5	6	A	7
25	HOWAL SIDDHARTH DAYANAND	1	2	A	3	A	A	A	A	A
26	IPPER DEEPALI VISHNU	1	2	3	A	4	5	6	7	8
27	JADHAV AMOL HARIDAS	1	2	3	4	A	5	6	7	8
28	JADHAV RUSHIKESH RAMRAO	1	2	3	4	5	A	6	7	8
29	JAGTAP KRUSHNA BHAGWAT	1	2	3	A	4	5	6	7	A
30	JOSHI AKSHAY ARVIND	1	2	3	4	A	5	6	7	8
31	JOSHI SAGAR LAXMIKANRAO	1	2	3	4	A	5	A	6	7
32	KADAM RUSHIKESH RAMA	1	2	A	3	4	5	6	7	8

Royal Education Society's
COLLEGE OF COMPUTER SCIENCE AND INFORMATION TECHNOLOGY, LATUR.

ATTENDANCE Month 8 - 10 - 2018 Sign. *[Signature]*

Roll No.	18	19	20	21	22	23	24	25	26	27	28	29	30	31	32	Total Attendance	% Attendance
1	10	11	12	13	14	15	16	17	18							18	100%
2	10	11	12	13	14	15	16	17	18							16	94%
3	8	9	10	11	12	13	14	15	16							15	88%
4	8	9	10	A	11	12	13	14	15							11	64%
5	6	7	8	A	A	A	9	10	11							16	94%
6	8	9	10	11	12	13	14	15	16							17	100%
7	9	10	11	12	13	14	15	16	17							14	82%
8	8	9	10	A	A	11	12	13	14							16	94%
9	9	10	A	11	12	13	14	15	16							16	94%
10	9	10	11	12	A	13	14	15	16							13	76%
11	A	6	7	8	9	10	11	12	13							10	58%
12	7	8	A	A	A	A	A	9	10							0	0%
13	A	A	A	A	A	A	A	A	A							0	0%
14	A	A	A	A	A	A	A	A	A							16	94%
15	8	10	A	11	12	13	14	15	16							16	94%
16	9	10	11	12	13	A	14	15	16							1	5%
17	A	A	A	A	A	A	A	A	A							13	76%
18	8	9	A	A	A	10	11	12	13							12	70%
19	7	8	9	A	A	A	10	11	12							4	23%
20	A	A	A	A	A	A	A	A	A							13	76%
21	9	10	A	A	A	A	11	12	13							15	88%
22	9	10	A	11	12	13	A	14	15							15	88%
23	9	10	A	11	12	13	A	14	15							16	94%
24	8	9	10	11	12	13	14	15	16							11	64%
25	A	4	5	6	7	8	9	10	11							16	94%
26	9	10	11	12	A	13	14	15	16							16	94%
27	9	10	11	A	12	13	14	15	16							16	94%
28	9	10	11	12	13	14	15	16	17							17	94%
29	8	9	10	11	A	12	13	14	15							15	88%
30	9	10	11	12	13	14	15	16	17							17	100%
31	8	9	10	11	12	13	14	15	16							18	94%
32	9	10	A	11	12	13	14	15	16							16	94%

Royal Education Society's
COLLEGE OF COMPUTER SCIENCE AND INFORMATION TECHNOLOGY, LATUR.

ATTENDANCE Month 8-10-2018 Sign. Jawans

Roll No.	Name of Student	8	9	10	11	12	13	15	16	17
		1	2	3	4	5	6	7	8	9
33	KAMBLE MAYURESH SANJAY	1	2	A	A	A	A	A	A	A
34	KAMBLE ROHAN KISHOR	1	2	A	3	4	A	5	6	7
35	KHARATMOL SHUBHAM ANKUSH	1	2	3	A	4	5	6	7	8
36	KONALE VISHAL PRAKASH	1	2	A	A	A	3	4	5	6
37	KOUDGAVE RAJWARDHAN GANPATRAO	1	2	3	A	A	A	A	A	A
38	KSHIRSAGAR SUYOG RAM	1	2	A	3	4	5	6	7	8
39	MADREWAR ANIKET JAGANNATH	1	2	3	A	4	5	6	7	8
40	MAGAR PANDURANG ANANT	1	2	3	4	A	A	A	A	A
41	MALI PRASHANT DNYANESHWAR	1	2	A	A	A	A	A	A	A
42	MANE PROMOD ARUN	1	2	3	A	A	A	4	5	6
43	MAREWAD GANGAPRASAD NARSAN	1	2	A	3	4	5	A	A	A
44	MARKHAND DNYANESHWAR DATTATRAY	1	2	3	4	A	5	6	7	8
45	MASKE AKSHAY MAGAN	A	A	A	A	A	A	A	A	A
46	MOMIN R RAHMAN AQUEELUR RAHMAN	1	2	A	3	4	5	6	7	8
47	MORE DHIRAJ ARUN	A	A	A	A	A	A	A	A	A
48	MORTALE MANGESH HARIDAS	1	2	3	A	4	5	6	7	8
49	MULE MADHAV BHIMASHANKAR	1	2	3	4	A	5	6	7	8
50	NAIKNAWARE PREMSAGAR NAMDEV	1	2	3	4	5	A	6	7	8
51	NARHARE DEEPALI TUKARAM	1	2	A	3	4	5	A	A	A
52	PALNITKAR SEEMA MURLIDHAR	1	2	3	A	4	5	6	7	8
53	PANGAL GOMTESH MAHAVIR	1	2	3	4	A	A	A	5	6
54	PATEL A RIZWANODDIN NAJIBODDIN	1	2	A	3	4	5	6	7	8
55	PATHAN AKHIL RAHIM	1	2	3	A	4	5	A	A	A
56	PATIL KARAN SUNIL	1	A	A	A	A	A	A	A	A
57	PRAYAG PRADUMNA DIWAKAR	1	2	3	A	4	5	6	7	8
58	RAJPANGE SUSHIL PANDHARI	1	2	3	4	A	5	6	7	8
59	SALKE SHRIKRISHNA DAYANAND	1	2	A	3	4	A	5	6	7
60	SAPSOD MAYURI BALASAHEB	1	2	3	A	4	5	6	7	8
61	SAPTARSHI OMKAR MANOJ	1	2	3	4	A	5	6	7	8
62	SAYYED ASRAR WAJID	1	2	A	3	4	5	6	7	8
63	SAYYED SOHEL KALIM	1	2	3	A	4	5	6	7	8
64	SHAIKH AJHAR BASHIRSAHEB	1	2	A	A	A	A	3	4	5

Royal Education Society's
COLLEGE OF COMPUTER SCIENCE AND INFORMATION TECHNOLOGY, LATUR.
 ATTENDANCE Month 8-10-2017 Sign. Kawar

Roll No.	18	19	20	22	23	24	25	26	27	19	20	21	22	23	24	25	26	27	28	Total Attendance	% Attendance
33	A	A	A	A	A	A	A	A	A											2	11%
34	8	9	A	A	10	11	12	13	14											14	82%
35	9	10	A	11	12	A	A	13	14											14	82%
36	7	8	9	10	A	A	A	11	12											12	70%
37	A	A	A	A	A	A	A	A	A											3	17%
38	9	10	A	A	A	A	11	12	13											13	76%
39	9	10	11	A	A	A	12	13	14											14	82%
40	A	A	A	A	A	A	A	A	A											4	23%
41	A	A	A	A	A	A	A	A	A											2	11%
42	7	8	9	10	11	12	13	14	15											15	88%
43	A	A	6	7	8	9	10	11	12											15	88%
44	9	10	11	A	12	13	A	14	15											0	0%
45	A	A	A	A	A	A	A	A	A											16	94%
46	9	10	11	12	A	13	14	15	16											0	0%
47	A	A	A	A	A	A	A	A	A											16	94%
48	9	10	11	12	A	13	14	15	16											16	94%
49	9	10	11	A	12	13	14	15	16											16	94%
50	9	10	11	12	13	14	15	A	16											13	76%
51	A	6	7	8	9	10	11	12	13											16	94%
52	9	10	11	12	A	13	14	15	16											12	70%
53	7	8	9	10	A	A	A	11	12											16	94%
54	9	10	11	A	12	13	14	15	16											13	76%
55	A	6	7	8	9	10	11	12	13											1	5%
56	A	A	A	A	A	A	A	A	A											15	88%
57	9	10	11	A	12	13	A	14	15											15	88%
58	9	10	11	12	13	A	14	15	A											14	82%
59	8	9	A	10	11	12	13	A	14											16	94%
60	9	10	11	12	A	13	14	15	16											16	94%
61	9	10	11	12	13	14	A	15	16											16	94%
62	9	10	A	11	12	13	14	A	15											15	88%
63	9	10	11	12	13	A	14	15	16											16	94%
64	6	7	8	A	A	A	9	10	11											11	64%

Royal Education Society's
 COLLEGE OF COMPUTER SCIENCE AND INFORMATION TECHNOLOGY, LATUR.
 ATTENDANCE Month 8-10-2018 Sign. *Jawan*

Roll No.	Name of Student	8	9	10	11	12	13	15	16	17
		1	2	3	4	5	6	7	8	9
65	SHAIKH ISRAEL HAMIDSA	1	2	A	3	4	5	6	7	8
66	SHAIKH KHAJASAHEB RAJESAHEB	1	2	3	A	A	A	A	A	A
67	SHAIKH MAAZ KHADIR	1	A	2	3	4	5	6	7	8
68	SHAIKH NIHALAHEMAD KHADIR	1	2	A	3	4	5	6	7	8
69	SHAIKH SADIK SIDDIK	1	2	3	A	4	5	A	6	7
70	SHEAKH SALMAN RASHID	1	2	A	3	4	5	A	6	7
71	SHINDE MANDAKINI SANJAY	1	2	3	4	5	A	6	7	8
72	SHINDE RUSHIKESH ABASAHEB	1	2	3	A	4	5	A	6	7
73	SHINDE SATYAM YASHWANTRAO	1	2	A	A	A	A	A	A	A
74	SHINGAN PRITI PRADEEP	1	A	2	3	4	5	6	7	8
75	SIRSAT MAHESH GANGADHAR	A	A	A	A	A	A	A	A	A
76	SUDE RAMPRASAD BABRUWAN	1	2	3	4	A	A	A	A	A
77	SURVASE PRADIP SHIVAJI	1	2	3	A	4	5	6	7	8
78	SURYAWANSHI PRASHANT KASHINATH	1	2	3	A	4	5	6	7	8
79	SUVARNAKAR MAHESH SHANKARRAO	1	2	3	4	A	5	6	7	8
80	TAKE MO AZAHAR ANIS	1	2	A	A	A	3	4	5	6
81	TAMBOLI AJHAR SALIM	1	2	A	3	4	A	A	A	A
82	THAVRE VISHWAJEET INDRAJEET	1	2	3	A	A	A	4	5	6
83	ZARDI AZHARODDIN NAIMODDIN	1	2	3	4	A	5	6	7	8

Royal Education Society's

COLLEGE OF COMPUTER SCIENCE AND INFORMATION TECHNOLOGY, LATUR.

ATTENDANCE Month 8-10-2017

Sign. [Signature]

Roll No.	19	19	20	22	23	24	25	26	27	19	20	21	22	23	24	25	26	27	28	Total Attendance	% Attendance
65	9	A	10	11	12	13	14	15	16											16	94%
66	A	4	5	6	7	8	9	10	11											11	64%
67	9	10	11	A	12	13	14	15	16											16	94%
68	9	10	11	12	13	A	14	15	16											16	94%
69	9	10	A	11	12	13	14	15	16											16	94%
70	8	9	10	11	12	13	14	15	16											16	94%
71	9	10	A	11	12	13	14	15	16											16	94%
72	8	9	A	10	A	A	11	12	13											13	76%
73	A	A	A	A	A	A	A	A	A											2	11%
74	9	10	11	12	13	14	15	16	17											17	100%
75	A	A	A	A	A	A	A	A	A											0	0%
76	A	A	A	A	A	A	A	A	A											4	23%
77	9	10	11	A	12	13	14	15	16											16	94%
78	9	10	11	A	12	13	14	15	16											16	94%
79	9	10	11	A	12	13	14	15	16											16	94%
80	7	8	A	A	A	A	9	10	11											11	64%
81	A	A	5	6	7	8	9	10	11											11	64%
82	7	8	9	A	A	10	11	12	13											13	76%
83	9	A	10	A	A	A	A	A	A											10	58%



COCSIT

Remedial Attendance
2017 - 2018

Semester I / II / III / IV

Name of Lecturer : Dr. V V Bhosle

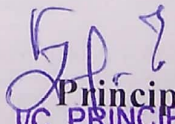
Department : Computer science

Class and Division : B.Sc. CS FY Semester : II

Subject : Programming in C

TIME TABLE

Day/Time	Theory				Practical			
					8:00 To 10:15	10:30 To 12:45	1:00 To 3:15	3:30 To 5:45
Monday								
Tuesday								
Wednesday								
Thursday								
Friday								
Saturday								
Sunday								


Principal
I/C, PRINCIPAL
College of Computer Science
and Information Technology, Latur

Royal Education Society's
COLLEGE OF COMPUTER SCIENCE AND INFORMATION TECHNOLOGY, LATUR.
ATTENDANCE Month october Sign. [Signature]

Roll No.	Name of Student	Month <u>october</u>								
		8	10	11	12	13	15	16	17	18
1	AMBULGE NANDIBUVA SHRIKRISHNA NAGESH	A	1	A	2	A	3	A	4	A
2	ANERAO PRAFUL RAJENDRA	1	A	2	3	A	4	5	A	6
3	BANSODE NIKITA SUGRIV	1	A	2	A	3	A	4	5	A
4	BAWAGE GIRISH GUNDU	A	1	A	2	3	A	4	5	A
5	BHANGE PRAVIN VASANTRAO	1	A	2	A	3	A	4	5	A
6	BHOJANE GOVIND SUGRIV	A	A	A	1	A	A	A	A	A
7	BHOSALE KISHAN TUKARAM	1	2	A	A	A	A	A	A	A
8	BIRADAR ARPITA BALAJI	1	A	2	3	A	4	5	A	6
9	BIRADAR PRATIKSHA DIGAMBAR	A	1	2	A	3	A	4	A	A
10	BIRADAR VILAS MADHAVRAO	1	A	2	3	4	5	6	A	7
11	CHAUNDE RUSHIKESH KASHINATH	A	1	2	A	3	A	4	5	A
12	CHIKHALE PRASHANT LIMBRAJ	1	2	A	A	3	A	A	A	A
13	CHITADE SHUBHAM VISHNU	A	A	1	2	3	A	4	A	A
14	DANGE PRATIKSHA DIPAK	1	A	2	A	3	A	A	A	A
15	DAVARGAVE MARUTI MANGESH	A	1	2	3	A	A	A	A	A
16	DEBADWAR SANKET SANJAY	1	2	3	A	A	4	5	A	A
17	DHALE SHWETA SANJAY	A	1	A	2	3	A	A	A	A
18	DOLAS KRISHNA VIJAYKUMAR	1	2	3	A	A	4	A	5	6
19	FAKHIR MUHAMMAD JILANI	A	1	A	2	A	A	3	A	A
20	GAIKWAD KAJAL APPARAO	1	2	A	3	4	A	5	6	7
21	GARAD PUNDLIK KRUSHNA	1	2	3	A	A	4	A	5	6
22	GHOHARE SWAPNIL MADHAVRAO	1	A	2	3	A	A	4	A	5
23	GULBILE ANIKET BHAUSAHEB	A	1	2	3	A	4	A	5	A
24	GURME VAISHNAVI PRADEEP	1	2	A	A	3	A	4	A	A
25	HAKE NILESH UTTAMRAO	A	1	A	2	A	A	3	A	A
26	HATAGALE GANESH PRALHAD	A	A	1	2	3	A	A	4	5
27	HATOLKAR MANGESH SANJAYRAO	1	2	A	A	A	A	A	A	A
28	HOWAL SIDDHARTH DAYANAND	A	A	1	2	A	A	3	A	A
29	JADHAV AMOL HARIDAS	A	1	2	A	A	A	3	A	A
30	JADHAV POOJA RAMRAO	1	2	A	3	A	4	A	5	6
31	JADHAV RUSHIKESH BALAJI	1	2	3	A	4	A	5	6	7
32	JADHAV RUSHIKESH RAMRAO	A	1	A	2	A	A	3	A	A

Royal Education Society's
COLLEGE OF COMPUTER SCIENCE AND INFORMATION TECHNOLOGY, LATUR.
ATTENDANCE Month october Sign. [Signature]

Roll No.	Month <u>october</u>																		Total Attendance	% Attendance
	19	20	22	23	24	25	26	27	18	19	20	21	22	23	24	25	26	27		
1	A	4	A	A	A	A	A	A											4	23%
2	A	A	6	A	7	A	8	9	10										10	58%
3	A	A	7	A	8	9	10	11	12										12	70%
4	A	A	A	A	A	A	A	5	A										5	29%
5	A	A	2	A	3	A	A	A	4										5	29%
6	A	3	A	4	5	A	6	A											4	23%
7	A	A	A	2	3	A	A	A	4										6	35%
8	A	3	A	4	5	A	6	A											12	70%
9	A	1	A	8	9	A	10	11	12										5	29%
10	A	A	A	5	A	A	A	A											11	64%
11	A	A	8	A	9	A	10	A	11										7	41%
12	A	A	A	A	A	A	6	7	A										4	23%
13	A	4	A	A	5	A	A	A	A										8	47%
14	A	A	5	6	A	7	A	A	8										5	29%
15	A	A	4	5	A	A	A	A											5	29%
16	A	A	A	4	5	A	A	A	6										9	52%
17	A	A	A	4	5	A	A	A	6										6	35%
18	A	7	A	8	A	9	A	10	A										10	58%
19	A	A	A	A	A	A	4	A	A										4	23%
20	A	8	A	9	10	11	12	13	14										14	82%
21	A	A	7	A	8	A	9	10	A										10	58%
22	A	A	A	A	6	A	A	A	A										8	47%
23	A	A	6	7	A	8	A	A											4	23%
24	A	A	A	A	A	4	A	A	A										3	17%
25	A	A	A	A	A	A	A	A	A										9	52%
26	A	6	A	7	A	8	A	9											2	11%
27	A	A	A	A	A	A	A	A	A										5	29%
28	A	A	4	A	A	A	A	A	A										4	23%
29	A	7	8	A	9	10	11	12	13										13	76%
30	A	6	A	9	10	A	11	12	A										12	70%
31	A	A	A	A	A	A	A	A	A										4	23%

Royal Education Society's
COLLEGE OF COMPUTER SCIENCE AND INFORMATION TECHNOLOGY, LATUR.
ATTENDANCE Month october Sign. [Signature]

Roll No.	Name of Student	8	10	11	12	13	15	16	17	18
33	JAYBHAYE ROHINI HONAJIRAO	1	2	3	4	5	6	7	8	9
34	JOSHI SAGAR LAXMIKANRAO	1	2	A	3	4	5	A	6	7
35	KADAM RUSHIKESH RAMA	1	2	3	4	5	6	7	8	9
36	KAMBLE MAYURESH SANJAY	A	1	A	2	3	A	A	A	A
37	KATLE YOGESH MAHESH	A	A	1	A	2	A	2	A	3
38	KSHIRSAGAR SUYOG RAM	A	A	1	A	A	2	A	3	A
39	KULKARNI BHIMSEN MANOHARRAO	1	2	3	A	A	4	A	5	A
40	KUMBHAR RUSHIKESH BHASKAR	1	2	A	2	A	A	3	A	4
41	MADREWAR ANIKET JAGANNATH	1	2	3	4	5	6	7	8	9
42	MALI PRASHANT DNYANESHWAR	A	1	A	A	2	A	A	3	4
43	MALI SANKET SATISH	1	A	2	A	A	A	3	A	4
44	MANE PRATKSHA LALASAHEB	A	1	2	A	3	4	A	5	A
45	MANE SHRINIVAS SHIVAJIRAO	1	2	A	2	A	3	4	5	A
46	MANE SHUBHANGI RAMRAO	A	1	A	2	A	A	A	A	A
47	MAREWAD GANGAPRASAD NARSAN	A	A	1	2	A	3	A	A	A
48	MARKHAND DNYANESHWAR DATTATRAY	A	1	2	A	3	A	A	A	A
49	MOMIN IBRAHEEM KHALEEL	1	2	A	A	3	A	4	A	5
50	MORE MAHESH RAMCHANDRE	A	1	2	3	4	A	5	A	A
51	MORTALE MANGESH HARIDAS	1	A	2	A	A	A	3	A	4
52	MULE MADHAV BHIMASHANKAR	A	1	A	2	A	3	A	A	A
53	NAIKNA WARE PREMSAGAR NAMDEV	1	2	3	4	5	6	7	8	9
54	NARHARE DEEPALI TUKARAM	1	A	A	A	2	A	A	3	A
55	PAKHALE RAJSHRI CHANDRAKANT	A	1	A	A	2	A	A	A	A
56	PALKAR SWAPNIL PRATAPRAO	1	A	2	A	A	3	A	A	A
57	PATIL KARAN SUNIL	A	1	A	2	A	A	A	A	A
58	PATIL PRAJAKTA SANJAY	1	2	3	4	5	6	7	8	9
59	PAWAR DIKSHA ASHOK	1	A	2	A	A	A	A	A	A
60	RAJPANGE SUSHIL PANDHARI	A	1	A	2	3	A	4	A	5
61	SABDE SANJANA SURYAKANT	1	A	2	A	A	3	A	A	4
62	SALKE SHRIKRISHNA DAYANAND	A	1	A	2	A	A	A	A	A
63	SAPSOD MAYURI BALASAHEB	1	A	A	2	3	4	A	A	A
64	SAPTARSHI OMKAR MANOJ	A	1	2	A	A	A	A	3	A

Royal Education Society's
COLLEGE OF COMPUTER SCIENCE AND INFORMATION TECHNOLOGY, LATUR.
ATTENDANCE Month october Sign. [Signature]

Roll No.	19	20	22	23	24	25	26	27	18	19	20	21	22	23	24	25	26	27	28	Total Attendance	% Attendance
8	9	10	11	13	14	15	16	17												15	88%
10	11	12	13	14	15	16	17													17	100%
4																				4	23%
A	4	A	A	A	A	A	A													7	41%
A	4	A	5	A	6	A	7													3	17%
A	A	A	A	A	A	A	A													7	41%
A	6	A	7	A	A	A	A													8	47%
A	5	A	6	A	7	A	8													16	94%
10	11	12	13	14	15	16														8	47%
A	A	5	6	A	7	A	8													4	23%
A	A	A	A	A	A	A	A													11	64%
6	A	7	8	A	9	10	11													8	47%
A	6	A	7	A	8	A														9	52%
A	6	7	A	8	A	9														9	52%
A	A	A	A	A	A	3	A													4	23%
A	A	A	A	4	A	A	A													6	35%
4	A	A	A	5	A	A	6													10	58%
A	6	A	7	A	8	9	10													7	47%
A	A	6	A	A	A	7	A													8	47%
5	A	A	A	6	A	7	8													4	23%
A	4	A	A	A	A	A	A													4	23%
10	11	12	13	14	15	16	17													17	100%
A	A	A	A	A	3	A	4													4	23%
A	A	4	A	A	A	A	A													4	23%
A	A	A	A	A	3	A	4													4	23%
10	11	12	13	14	15	16	17													17	100%
A	A	A	A	A	3	A	4													7	41%
A	6	A	7	A	A	A	A													6	35%
A	A	A	5	6	A	A	7													7	41%
4	A	A	A	A	A	5	A													8	47%
5	A	A	A	A	A	5	A													5	29%

Royal Education Society's
COLLEGE OF COMPUTER SCIENCE AND INFORMATION TECHNOLOGY, LATUR.
ATTENDANCE Month October Sign. [Signature]

Roll No.	Name of Student	8	10	11	12	13	15	16	17	18
65	SAYYED ASRAR WAJID	1	2	3	4	5	6	7	8	9
66	SAYYED SOHEL KALIM	A	1	A	2	A	3	A	4	A
67	SHAIKH AJHAR BASHIRSAHEB	A	A	A	A	A	1	A	2	A
68	SHAIKH ISRAEL HAMIDSA	1	A	2	A	3	A	4	A	5
69	SHAIKH KARISHMA MAHETAB	A	1	A	2	3	4	A	5	A
70	SHAIKH MAAZ KHADIR	1	2	3	A	A	4	5	A	6
71	SHINDE MANDAKINI SANJAY	1	A	A	2	3	A	A	4	5
72	SHINDE NIKITA BALAJI	A	1	2	3	A	A	4	5	A
73	SHINDE RUSHIKESH ABASAHEB	1	A	A	A	A	2	A	A	A
74	SHINDE SATYAM YASHWANTRAO	A	1	A	A	2	A	A	A	A
75	SINDKHEDE PRAJAKTA RAMLING	1	A	2	A	3	A	4	5	A
76	SUDE RAMPRASAD BABRUWAN	A	1	A	2	A	A	A	A	A
77	SURVASE PRADIP SHIVAJI	1	A	2	A	3	4	5	6	7
78	SURYWANSHI SUJIT VANKAT	A	1	A	2	3	A	A	A	A
79	TAKE MO AZAHAR ANIS	1	2	A	3	A	4	5	A	A
80	TALIKHEDE AKSHAY ACHYUTRAO	1	2	3	4	5	6	7	8	9
81	TAMBOLI AJHAR SALIM	1	A	2	A	3	A	4	A	A
82	THAVRE VISHWAJEET INDRAJEET	A	A	1	2	A	3	4	A	A
83	WAGHOLIKAR DURGA PRAKASH	1	2	A	3	4	A	5	6	7
84	WALSE ONKAR AMRUT	1	A	2	A	A	3	A	4	A
85	ZARDI AZHARODDIN NAIMODDIN	A	1	A	2	A	A	3	A	4

Royal Education Society's
COLLEGE OF COMPUTER SCIENCE AND INFORMATION TECHNOLOGY, LATUR.
ATTENDANCE Month October Sign. [Signature]

Roll No.	19	20	22	23	24	25	26	27	18	19	20	21	22	23	24	25	26	27	28	Total Attendance	% Attendance	
65	A	A	6	A	A	7	8													6	47%	
66	A	A	A	A	A	5	A	6												3	35%	
67	A	A	A	3	A	A	A													0	5%	
68	A	6	7	A	A	8	A	9												9	52%	
69	6	7	A	A	A	8	9													10	58%	
70	6	A	A	7	A	8	9	10												10	58%	
71	6	A	7	A	8	9	A	10												7	41%	
72	A	6	A	A	A	A	7	A												8	17%	
73	A	A	A	3	A	A	A	A												2	11%	
74	A	A	A	A	A	A	A	A												0	52%	
75	6	A	A	7	A	8	9													3	17%	
76	A	3	A	A	A	A	A													13	76%	
77	8	9	10	11	12	A	13													3	17%	
78	A	A	A	A	A	A	A													9	52%	
79	A	6	A	7	A	A	8	9												17	100%	
80	10	11	12	13	14	15	16	17												6	35%	
81	A	A	5	A	A	A	6													8	47%	
82	A	5	A	6	A	7	8													14	82%	
83	8	9	10	11	12	13	14													5	28%	
84	A	5	A	A	A															7	41%	
85					5	6	7															



COCSIT

Remedial Attendance
2017 - 2018

Semester I / II / III / IV

Name of Lecturer : S. S. Shaikh

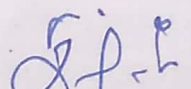
Department : Computer Science

Class and Division : B.Sc. CS FY Semester : II

Subject : Web Technology

TIME TABLE

Day/Time	Theory				Practical			
					8:00 To 10:15	10:30 To 12:45	1:00 To 3:15	3:30 To 5:45
Monday								
Tuesday								
Wednesday								
Thursday								
Friday								
Saturday								
Sunday								


Principal
College of Computer Science
and Information Technology, Latur

Royal Education Society's
COLLEGE OF COMPUTER SCIENCE AND INFORMATION TECHNOLOGY, LATUR.
ATTENDANCE Month 8-10-2018 Sign.

Roll No.	Name of Student	8	9	10	11	12	13	14	15	16
1	AMBULGE NANDIBUVA SHRIKRISHNA	1	2	3	4	5	6	A	A	A
2	AUTE AKSHAY RAOSAHEB	1	2	3	A	A	A	A	A	A
3	BAWAGE GIRISH GUNDU	1	2	3	4	5	6	7	8	
4	BHOJANE DHIRAJ SHRIDHAR	A	A	A	A	A	A	A	A	
5	BHOSALE KISHAN TUKARAM	1	2	A	A	A	3	4	5	
6	BIRADAR MAYURI BHIMRAO	1	2	3	4	5	6	7	8	
7	BIRADAR PRATIKSHA DIGAMBAR	A	A	A	1	2	A	A	A	
8	BIRADAR VILAS MADHAVRAO	1	2	3	4	5	6	7	8	
9	DANGE PRATIKSHA DIPAK	1	A	A	A	1	2	3	4	
10	DARADE KRISHNA SAUDAGAR	A	A	A	A	1	2	3	A	
11	DAVARGAVE MARUTI MANGESH	1	A	A	2	3	4	5	6	
12	DEBADWAR SANKET SANJAY	A	A	A	A	A	A	1	2	
13	DESHMUKH RAFIK SHAFIK	A	A	A	A	A	A	A	A	
14	DESHMUKH SHRADHA RAJKUMAR	A	A	A	A	A	A	A	A	
15	DEVDHARE SAURABH SANJAY	A	A	A	A	A	A	A	A	
16	DHAGE NIKITA UDDHAVRAO	A	A	A	A	A	A	A	A	
17	DHALE SHWETA SANJAY	1	2	3	4	5	A	A	6	
18	DHAVAN ANKITA LIMBRAJ	1	2	3	4	5	6	7	8	
19	FAKHIR MUHAMMAD JILANI	A	1	2	3	4	A	A	A	
20	GAWALI ANJALI CHANDRAKANT	1	2	3	4	5	6	7	8	
21	GHADGE ADESH PANDURANG	A	A	A	A	1	A	A	2	
22	GHOGE SWAPNIL MADHAVRAO	A	A	1	A	A	A	2	A	
23	GHOGE SRUSHTI ASHOK	1	2	3	A	A	A	A	A	
24	GIRI SHUBHAM VYANKAT	A	A	A	A	A	A	A	A	
25	GULBILE ANIKET BHAUSAHEB	1	2	3	4	5	A	A	6	
26	HAKA NILESH UTTAMRAO	A	A	A	A	A	A	A	A	
27	HANDE ABHISHEKH SANJAY	A	1	A	A	A	2	A	A	
28	HATAGALE GANESH PRALHAD	A	A	A	A	1	A	A	2	
29	HATOLKAR MANGESH SANJAYRAO	1	2	3	4	5	6	A	A	
30	HOWAL SIDDHARTH DAYANAND	A	A	A	A	A	1	2	A	
31	JADHAV AMOL HARIDAS	1	2	3	A	A	4	A	A	
32	JOSHI AKSHAY ARVIND	1	2	3	4	5	A	A	6	

Royal Education Society's
COLLEGE OF COMPUTER SCIENCE AND INFORMATION TECHNOLOGY, LATUR.
ATTENDANCE Month 8-10-2018 Sign.

Roll No.	8	9	10	11	12	13	14	15	16	17	18	19	20	21	22	23	24	25	26	27	28	Total Attendance	% Attendance
7	A	A	A	A	A																	8	53.33
10	A	A	A	A	A																	3	20
7	A	A	A	A	A																	13	86.66
10	A	A	A	A	A																	A	A
10	A	A	A	A	A																	12	80
7	A	A	A	A	A																	14	93.33
10	A	A	A	A	A																	2	13.33
10	A	A	A	A	A																	13	86.66
10	A	A	A	A	A																	14	93.33
9	A	A	A	A	A																	5	83.33
9	A	A	A	A	A																	8	53.33
4	A	A	A	A	A																	5	33.33
4	A	A	A	A	A																	A	A
4	A	A	A	A	A																	A	A
A	A	A	A	A	A																	A	A
A	A	A	A	A	A																	A	A
A	A	A	A	A	A																	9	60
A	A	A	A	A	A																	12	80
A	A	A	A	A	A																	4	26.66
A	A	A	A	A	A																	15	100
10	A	A	A	A	A																	2	13.33
A	A	A	A	A	A																	3	20
A	A	A	A	A	A																	5	33.33
4	A	A	A	A	A																	10	66.66
A	A	A	A	A	A																	A	A
8	A	A	A	A	A																	4	26.66
A	A	A	A	A	A																	3	20
8	A	A	A	A	A																	11	73.33
3	A	A	A	A	A																	5	33.33
5	A	A	A	A	A																	7	46.66
7	A	A	A	A	A																	10	66.66

Royal Education Society's
COLLEGE OF COMPUTER SCIENCE AND INFORMATION TECHNOLOGY, LATUR.
ATTENDANCE Month 8-10-2018 Sign. [Signature]

Roll No.	Name of Student	8	9	10	11	12	13	15	16
33	JOSHI SAGAR LAXMIKARAO	1	2	3	4	5	6	7	8
34	KADAM RUSHIKESH RAMA	A	A	A	A	A	A	A	A
35	KAMBLE MAYURESH SANJAY	1	A	A	2	3	A	A	A
36	KAMBLE ROHAN KISHOR	A	A	A	1	2	3	4	5
37	KHARATMOL SHUBHAM ANKUSH	1	2	3	4	A	A	A	5
38	KONALE VISHAL PRAKASH	1	2	3	4	A	A	5	A
39	KOUDGAVE RAJWARDHAN GANPATRAO	A	A	A	A	A	A	A	A
40	KSHIRSAGAR SUYOG RAM	1	2	3	A	A	4	A	A
41	MADREWAR ANIKET JAGANNATH	1	2	3	4	5	6	7	8
42	MAGAR PANDURANG ANANT	A	A	A	A	A	A	A	A
43	MALI PRASHANT DNYANESHWAR	1	2	A	A	A	3	A	A
44	MANE PRATKSHA LALASAHEB	1	2	3	4	5	6	A	A
45	MANE PROMOD ARUN	A	A	A	A	A	A	A	A
46	MANE SHUBHANGI RAMRAO	A	A	A	A	A	A	A	A
47	MANKULWAR APURVA PRAKASH	A	A	A	A	A	A	A	A
48	MAREWAD GANGAPRASAD NARSAN	1	2	A	A	A	3	4	A
49	MARKHAND DNYANESHWAR DATTATRAY	A	1	A	A	2	A	A	3
50	MASKE AKSHAY MAGAN	A	A	A	A	A	A	A	A
51	MOMIN R RAHMAN AQUEELUR RAHMAN	1	2	A	A	A	3	A	A
52	MULE MADHAV BHIMASHANKAR	A	A	1	A	A	2	A	A
53	NAIKNAWARE PREMSAGAR NAMDEV	1	2	3	4	5	6	7	8
54	NAIKNAWARE VIJAYKUMAR RAMKISAN	1	2	3	4	5	6	7	8
55	NARHARE DEEPAI TUKARAM	1	2	A	A	3	4	5	6
56	PAKHALE RAJSHRI CHANDRAKANT	A	A	1	2	3	A	A	4
57	PALKAR SWAPNIL PRATAPRAO	1	2	3	4	5	6	7	8
58	PANGAL GOMTESH MAHA VIR	1	A	A	A	2	3	A	A
59	PATEL A RIZWANODDIN NAJIBODDIN	1	2	3	4	5	6	7	A
60	PATIL AJIT MADHUSUDAN	A	1	2	A	3	4	5	6
61	PATIL KARAN SUNIL	A	A	A	A	A	A	A	A
62	PAWAR DIKSHA ASHOK	A	A	A	A	A	A	A	A
63	PAWAR ROHAN BANDOBA	1	A	A	2	3	A	A	4
64	PRAYAG PRADUMNA DIWAKAR	1	A	A	A	2	3	4	5

Royal Education Society's
COLLEGE OF COMPUTER SCIENCE AND INFORMATION TECHNOLOGY, LATUR.
ATTENDANCE Month 8-10-2018 Sign. [Signature]

Roll No.	18	19	20	21	22	23	24	16	17	18	19	20	21	22	23	24	25	26	27	28	Total Attendance	% Attendance
																					14	93.33
																					A	A
																					8	53.33
																					7	46.66
																					5	33.33
																					8	53.33
																					A	A
																					6	A
																					10	66.66
																					A	A
																					5	33.33
																					10	66.66
																					A	A
																					A	A
																					6	40
																					4	26.66
																					A	A
																					3	20
																					3	20
																					12	80
																					15	100
																					13	86.66
																					7	46.66
																					14	93.33
																					9	26.66
																					11	73.33
																					10	66.66
																					A	A
																					A	A
																					8	A
																					8	53.33
																					9	66

Royal Education Society's
COLLEGE OF COMPUTER SCIENCE AND INFORMATION TECHNOLOGY, LATUR.
ATTENDANCE Month 8-10-2018 Sign.

Roll No.	Name of Student	8	9	10	11	12	13	14	15	16	17	18	19	20	21	22	23	24	25	26	27	28	Total Attendance	% Attendance	
65	SAPSOD MAYURI BALASAHEB	1	2	A	A	3	4	5	A	A	A	A	A	A	A	A	A	A	A	A	A	A	8	53.33	
66	SAYYAD SAMIR MAHANAD	1	A	A	A	2	3	A	A	A	A	A	A	A	A	A	A	A	A	A	A	A	7	46.66	
67	SAYYED ASRAR WAJID	A	A	A	1	A	A	2	A	A	A	A	A	A	A	A	A	A	A	A	A	A	3	20	
68	SAYYED SOHEL KALIM	A	A	1	A	2	3	4	5	A	A	A	A	A	A	A	A	A	A	A	A	A	10	66.66	
69	SHAIKH AJHAR BASHIRSAHEB	A	A	A	A	A	A	A	A	A	A	A	A	A	A	A	A	A	A	A	A	A	A	A	A
70	SHAIKH ISRAEL HAMIDSA	1	2	A	A	A	3	4	5	A	A	A	A	A	A	A	A	A	A	A	A	A	A	A	A
71	SHAIKH KHAJASAHEB RAJESAHEB	A	1	2	A	A	3	A	A	A	A	A	A	A	A	A	A	A	A	A	A	A	A	A	A
72	SHAIKH SADIK SIDDIK	A	A	1	2	A	A	3	4	A	A	A	A	A	A	A	A	A	A	A	A	A	A	A	A
73	SHAIKH SANA MURTUZA	1	2	3	4	5	A	A	A	A	A	A	A	A	A	A	A	A	A	A	A	A	A	A	A
74	SHEAKH SALMAN RASHID	A	1	2	3	4	A	5	6	A	A	A	A	A	A	A	A	A	A	A	A	A	A	A	A
75	SHINDE MANDAKINI SANJAY	1	2	3	4	5	6	7	A	A	A	A	A	A	A	A	A	A	A	A	A	A	A	A	A
76	SHINDE NIKITA BALAJI	A	1	2	A	3	A	A	4	A	A	A	A	A	A	A	A	A	A	A	A	A	A	A	A
77	SHINDE OMKAR DAYANAND	A	1	A	2	A	3	A	A	A	A	A	A	A	A	A	A	A	A	A	A	A	A	A	A
78	SHINDE RUSHIKESH ABASAHEB	1	A	A	A	A	2	A	A	A	A	A	A	A	A	A	A	A	A	A	A	A	A	A	A
79	SHINDE SATYAM YASHWANTRAO	A	A	A	A	A	A	A	A	A	A	A	A	A	A	A	A	A	A	A	A	A	A	A	A
80	SINDKHEDE PRAJAKTA RAMLING	1	2	A	A	A	3	4	A	A	A	A	A	A	A	A	A	A	A	A	A	A	A	A	A
81	SOLASE VAISHNAVI KASHINATH	A	A	A	A	A	A	A	A	A	A	A	A	A	A	A	A	A	A	A	A	A	A	A	A
82	SUDE RAMPRASAD BABRUWAN	A	A	A	1	A	A	A	A	A	A	A	A	A	A	A	A	A	A	A	A	A	A	A	A
83	SURYAWANSHI PRASHANT KASHINATH	1	2	3	4	A	A	A	A	A	A	A	A	A	A	A	A	A	A	A	A	A	A	A	A
84	SURYAWANSHI SUJIT VANKAT	A	A	1	2	3	A	A	A	A	A	A	A	A	A	A	A	A	A	A	A	A	A	A	A
85	SUVARNAKAR MAHESH SHANKARRAO	1	2	A	A	A	3	4	5	6	7	8	A	A	A	A	A	A	A	A	A	A	A	A	A
86	SUVARNAKAR BHAGWAT BALAJI	A	1	2	3	4	5	A	A	A	A	A	A	A	A	A	A	A	A	A	A	A	A	A	A
87	TAKE MO AZAHAR ANIS	A	A	A	A	A	A	A	A	A	A	A	A	A	A	A	A	A	A	A	A	A	A	A	A
88	TAMBOLI AJHAR SALIM	A	A	A	A	A	A	A	A	A	A	A	A	A	A	A	A	A	A	A	A	A	A	A	A
89	TELANG UDAYRAJ BALAJI	A	A	A	A	A	A	A	A	A	A	A	A	A	A	A	A	A	A	A	A	A	A	A	A
90	THAVRE VISHWAJEET INDRAJEET	1	2	A	A	3	A	A	A	A	A	A	A	A	A	A	A	A	A	A	A	A	A	A	A
91	VHANDE PRADIP ABHIMANYU	A	1	2	3	A	A	4	A	A	A	A	A	A	A	A	A	A	A	A	A	A	A	A	A
92	WAGATKAR JAYSHRI MADHAV	1	2	3	A	A	4	A	A	A	A	A	A	A	A	A	A	A	A	A	A	A	A	A	A
93	ZARDI AZHARODDIN NAIMODDIN	A	A	A	A	1	A	A	2	A	A	A	A	A	A	A	A	A	A	A	A	A	A	A	A

Royal Education Society's
COLLEGE OF COMPUTER SCIENCE AND INFORMATION TECHNOLOGY, LATUR.
ATTENDANCE Month 8-10-2018 Sign.

Roll No.	19	20	21	22	23	24	16	17	18	19	20	21	22	23	24	25	26	27	28	Total Attendance	% Attendance
A	6	7	A	A	8															8	53.33
S	A	A	6	7	A															7	46.66
3	A	A	A	A	A															3	20
A	7	8	9	A	10															10	66.66
A	A	A	A	A	A															A	A
A	7	A	8	A	9															9	60
4	A	A	5	6	A															6	40
6	A	A	A	A	7															7	46.66
7	8	A	A	9	10															11	73.33
A	7	8	9	10	11															10	66.66
8	9	A	A	A	A															9	60
S	A	A	6	A	7															7	46.66
A	A	5	6	7	8															8	53.33
3	A	A	4	A	A															4	26.66
A	A	A	A	A	A															A	A
A	A	A	A	A	A	5														5	33.33
A	A	A	A	A	A	A														A	A
A	A	A	A	A	A	A														2	13.33
A	A	A	A	A	A	A														A	A
A	A	A	A	A	A	A														7	46.66
A	A	A	A	A	A	A														3	20
A	A	A	A	A	A	A														7	46.66
A	A	A	A	A	A	A														3	20



COCSIT

Remedial Attendance
2017 - 2018

Semester I / II / III / IV

Name of Lecturer : L. R. Hawale

Department : Computer Application


Class and Division : BCA FY Semester : II

Subject : Fundamental of Digital Logic


TIME TABLE

Day/Time	Theory				Practical			
					8:00 To 10:15	10:30 To 12:45	1:00 To 3:15	3:30 To 5:45
Monday								
Tuesday								
Wednesday								
Thursday								
Friday								
Saturday								
Sunday								


V.P. PRINCIPAL
College of Computer Science
and Information Technology, Latur

Royal Education Society's
 COLLEGE OF COMPUTER SCIENCE AND INFORMATION TECHNOLOGY, LATUR.
 ATTENDANCE Month 08-10-2018 Sign. 

Roll No.	Name of Student	8	9	10	11	12	13	14	15	16	17
		1	2	3	4	5	6	7	8	9	
33	SHAIKH SARFARAJ SALIM	1	2	3	4	5	A	A	A	A	A
34	SHAIKH ZAINAB SALEEM	1	2	A	3	4	A	5	6	7	A
35	SHINDE PRATIKSHA PANDURANG	A	A	A	A	A	A	A	A	A	A
36	SHINDE PRAVIN DILIP	4	A	A	A	A	A	A	A	A	A
37	SONTAKKE RAVI VAJINATH	1	2	A	A	A	A	A	A	A	A
38	SURAVASE MONIKA BALAJI	1	2	3	4	A	A	A	A	A	A
39	SURYAWANSHI OM CHANDRAKANT	1	2	3	A	A	A	A	A	A	A
40	TAKE AMER YUSUF	1	A	A	A	A	A	A	A	A	A

Royal Education Society's
 COLLEGE OF COMPUTER SCIENCE AND INFORMATION TECHNOLOGY, LATUR.
 ATTENDANCE Month 8-10-18 Sign. 

Roll No.	18	19	20	21	22	23	24	25	26	27	28	Total Attendance	% Attendance					
	10	11	12	13	14	15	16	17	18	19	20			21	22	23	24	25
33	A	A	A	A	A	A	A	A	A	A	A	5	29%					
34	A	A	A	A	A	A	A	A	A	A	A	11	54%					
35	A	A	A	A	A	A	A	A	A	A	A	0	0%					
36	A	A	A	A	A	A	A	A	A	A	A	1	5%					
37	A	A	A	A	A	A	A	A	A	A	A	2	11%					
38	A	A	A	A	A	A	A	A	A	A	A	4	23%					
39	A	A	A	A	A	A	A	A	A	A	A	3	17%					
40	A	A	A	A	A	A	A	A	A	A	A	1	5%					



COCSIT

Remedial Attendance
2017 - 2018

Semester I / II / III / IV

Name of Lecturer : S. R. mane

Department : Computer Application

Class and Division : BCA FY Semester : II

Subject : Statistical Techniques in Computer Science

TIME TABLE

Day/Time	Theory				Practical			
					8:00 To 10:15	10:30 To 12:45	1:00 To 3:15	3:30 To 5:45
Monday								
Tuesday								
Wednesday								
Thursday								
Friday								
Saturday								
Sunday								

S. R. mane

H/O PRINCIPAL
College of Computer Science
and Information Technology, Latur

Royal Education Society's
COLLEGE OF COMPUTER SCIENCE AND INFORMATION TECHNOLOGY, LATUR.
ATTENDANCE Month October Sign. d

Roll No.	Name of Student	8	9	10	11	12	13	15	16	17
1	BHANDANGE CHANDRAKANT BABU	1	2	A	A	A	3	4	8	A
2	CHANDAK PRITESH GNANSHYAM	1	2	3	4	5	6	7	8	A
3	DALVE JYOTIRAM NARAYAN	1	2	3	4	5	6	7	8	9
4	DESHMUKH PALLAVI BABASAHEB	A	1	2	3	A	4	5	6	7
5	DEVKATE BALAJI SHANKARRAO	A	A	A	A	A	A	A	A	7
6	DHAGE POONAM SUDHAKAR	1	2	3	4	5	6	7	8	A
7	DHARMADHIKARI RACHANA VIJAY	1	2	3	4	5	6	7	8	9
8	GAVHANE NEHA PRALHAD	1	A	A	2	3	4	5	6	7
9	GOPE CHAITANYA RAMCHANDRA	A	A	A	1	2	3	4	A	7
10	GUNIATE RAMESHWAR AMBADAS	1	2	3	4	A	A	A	A	A
11	HUNDIWALE SAIPRASAD RAMAKANT	A	A	A	A	1	A	A	A	A
12	JADHAV ISHWAR UDDHAV	1	2	3	4	5	A	A	6	A
13	JANMALE NIKITA PRALHAD	1	2	3	4	5	6	7	8	9
14	JOSHI KRISHNA KISHOR	A	A	A	A	A	A	A	A	A
15	KAMBLE VIJAY KALYAN	1	2	A	3	4	A	5	6	7
16	KAPASE SUNIL SHIVAJI	A	A	A	A	A	A	A	A	A
17	KAZI NAWMAN MUKRAM	1	2	3	4	5	6	A	A	A
18	KORE RUSHIKESH SANTOSH	A	A	A	1	2	A	A	A	A
19	KOTE RUKMIN GOVIND	1	2	A	A	A	3	A	4	A
20	KULKARNI OMKAR VINOD	A	1	2	A	A	3	A	A	A
21	KUMTEKAR OMKAR VAJINATH	A	A	A	A	A	A	A	A	A
22	KURE MARUTI TUKARAM	1	2	3	4	5	6	7	8	9
23	MALVADE SHUBHAM MAHESH	A	A	A	A	A	A	1	A	A
24	MANE NIKHIL BABASAHEB	1	2	3	4	5	A	6	A	A
25	MASUMDAR SHAFIK SHOUKAT	A	A	1	2	A	A	A	3	A
26	MATRE APARNA GAJANAN	1	2	3	4	5	6	7	8	9
27	MOTEGAONKAR PAWAN BALAJI	A	A	A	A	A	A	A	A	A
28	NAIKNAWARE TUSHAR KAKASAHEB	A	A	A	A	A	A	A	A	A
29	NAYAB SHRUTI SHIVAJIRAO	1	2	3	4	A	A	A	5	A
30	PATEL RIYAJ GAFFAR	1	2	3	A	A	A	A	4	5
31	PATEWAD SONALI BALAJI	1	2	3	4	A	A	5	6	7
32	PATHAN GOUSHKHAN HUSAINKHAN	A	A	1	2	3	4	5	6	A

Royal Education Society's
COLLEGE OF COMPUTER SCIENCE AND INFORMATION TECHNOLOGY, LATUR.
ATTENDANCE Month October Sign. g

Roll No.	18	19	20	21	22	23	24	16	17	18	19	20	21	22	23	24	25	26	27	28	Total Attendance	% Attendance
5	A	6	A	A	7																7	46.66
10	A	A	11	12	13	14	15														13	86.66
8	A	9	A	A	10																14	93.33
10	A	10	11	12	13	14															16	66.66
8	A	9	A	A	10																A	A
A	A	A	A	A	A																11	73.33
10	A	A	A	A	11																10	66.66
A	A	A	A	A	10																8	53.33
A	5	A	A	A	A																4	26.66
A	A	A	A	A	A																7	46.66
A	A	A	A	A	A																3	20
5	A	A	6	7																	9	60
2	A	3	A	A	A																12	80
7	A	8	A	A	9																A	A
10	A	A	A	11	12	A															12	80
A	A	A	A	A	A																A	A
8	9	A	10	11	12																9	60
A	A	A	A	A	A																6	40
7	A	A	8	A	9																5	33.33
3	A	4	A	5	6																6	40
A	5	A	A	A	A																A	A
4	A	A	5	A	6																14	93.33
A	A	A	A	A	A																10	70
10	11	A	12	13	14																2	A
2	A	A	A	3	A																12	80
7	8	9	10	11	12																4	66.66
4	5	A	6	7																	14	93.33
10	A	11	12	13	14																A	A
A	A	A	A	A	A																A	A
A	A	A	A	A	A																8	53.33
6	7	8	A	9	A																5	33.33
A	A	A	A	A	0																12	80
A	8	9	10	11	12																11	73.33
7	8	9	10	11	A																	

Royal Education Society's
COLLEGE OF COMPUTER SCIENCE AND INFORMATION TECHNOLOGY, LATUR.
ATTENDANCE Month October Sign.

Roll No.	Name of Student	8	9	10	11	12	13	14	15	16
33	PAWAR MAHESH KASHINATH	A	A	A	A	A	A	A	A	A
34	PHAD SHRIKANT VIKRAM	A	A	A	A	A	A	A	A	A
35	PRAYAG ANUP ATUL	A	A	A	A	A	A	A	A	A
36	SABNIS KEDAR KUMARRAO	A	A	A	A	A	A	A	A	A
37	SAGARE SHASHANK GURUNATH	A	A	A	A	A	A	A	A	A
38	SAWANT AMIT NAONATH	A	A	A	A	A	A	A	A	A
39	SHAIKH ARFAT MOSIN	A	A	A	A	A	A	A	A	A
40	SHAIKH MUJAMEEL MUJAHID	A	A	A	A	A	A	A	A	A
41	SHAIKH NEEHAL ISMAIL	A	A	A	A	A	A	A	A	A
42	SHAIKH SARFARAJ SALIM	A	A	A	A	A	A	A	A	A
43	SHINDE PRATIKSHA PANDURANG	A	A	A	A	A	A	A	A	A
44	SHINDE PRAVIN DILIP	A	A	A	A	A	A	A	A	A
45	SOMWANSHI MADHAV KISAN	A	A	A	A	A	A	A	A	A
46	SONTAKKE RAVI VAJINATH	A	A	A	A	A	A	A	A	A
47	SURAYASE MONIKA BALAJI	A	A	A	A	A	A	A	A	A
48	SURYAWANSHI OM CHANDRAKANT	A	A	A	A	A	A	A	A	A
49	TAKE AMER YUSUF	A	A	A	A	A	A	A	A	A
50	UBALE AKSHAY GAUTAM	A	A	A	A	A	A	A	A	A
51	WANGASKAR SAGAR DIPAK	A	A	A	A	A	A	A	A	A

Royal Education Society's
COLLEGE OF COMPUTER SCIENCE AND INFORMATION TECHNOLOGY, LATUR.
ATTENDANCE Month October Sign.

Roll No.	18	19	20	21	22	23	24	25	26	27	28	Total Attendance	% Attendance
												5	93.33
												A	A
												7	46.66
												6	40
												5	66.66
												10	66.66
												A	A
												A	A
												8	53.33
												A	A
												4	73.33
												A	A
												7	60
												A	A
												8	40
												A	A
												4	73.33
												7	A
												A	A
												4	46.66
												14	93.33
												10	66.66



COCSIT


Remedial Attendance
2017 - 2018

Semester I / II / III / IV

Name of Lecturer : Dr. V.V. Bhosle
Department : computer application
Class and Division : BCA FY Semester : II
Subject : Programming in C

TIME TABLE

Day/Time	Theory					Practical			
						8:00 To 10:15	10:30 To 12:45	1:00 To 3:15	3:30 To 5:45
Monday									
Tuesday									
Wednesday									
Thursday									
Friday									
Saturday									
Sunday									


Principal
I/C. PRINCIPAL
College of Computer Science
and Information Technology

Royal Education Society's
COLLEGE OF COMPUTER SCIENCE AND INFORMATION TECHNOLOGY, LATUR.
ATTENDANCE Month October Sign.

Roll No.	Name of Student	8	10	11	12	13	14	15	16	17	18	19
33	PAWAR MAHESH KASHINATH	A	1	A	A	A	2	A	A	A	A	A
34	PHAD SHRIKANT VIKRAM	A	1	A	A	2	A	A	A	A	A	A
35	PRAYAG ANUP ATUL	A	A	1	A	A	A	A	A	A	A	A
36	RAJGIRWAD VINDO BALIRAM	A	A	A	A	1	A	A	A	A	A	A
37	SABNIS KEDAR KUMARRAO	1	A	A	A	A	2	A	A	A	A	A
38	SAGARE SHASHANK GURUNATH	A	A	A	1	A	A	A	A	A	A	A
39	SAWANT AMIT NAGNATH	1	2	3	4	5	A	6	7	8		
40	SAYYED SABA SHAMSHODDIN	A	A	1	2	3	A	4	5	A		
41	SHAIKH ANVAR PAIMODDIN	1	A	A	A	2	A	A	A	A		
42	SHAIKH ARFAT MOSIN	1	A	2	3	4	A	A	5	A		
43	SHAIKH MUJAMEEL MUJAHID	A	A	A	A	A	A	1	A	A		
44	SHAIKH NEEHAL ISMAIL	A	1	A	A	A	A	A	2	A		
45	SHAIKH SARFARAJ SALIM	A	A	1	A	2	A	A	A	A		
46	SHAIKH ZAINAB SALEEM	1	A	2	3	04	5	6	7	A		
47	SHETE VAIBHAV DHANRAJ	1	A	A	A	A	A	A	A	A		
48	SHINDE PRATIKSHA PANDURANG	A	A	A	1	A	A	A	A	A		
49	SHINDE PRAVIN DILIP	1	A	2	3	4	A	A	5	6		
50	SHINDE SNEHA RAVINDRA	A	1	A	A	A	A	A	A	A		
51	SOMWANSHI MADHAV KISAN	A	A	A	A	1	A	A	A	A		
52	SONTAKKE RAVI VAJINATH	A	A	A	A	A	A	A	A	A		
53	SURAVASE MONIKA BALAJI	1	A	A	A	A	A	A	A	A		
54	SURYAWANSHI OM CHANDRAKANT	A	1	A	A	A	A	A	A	A		
55	TAKE AMER YUSUF	A	A	A	1	A	A	A	A	A		
56	TULSE PAVAN HEMANT	1	2	3	4	5		6	7	8		
57	UBALE AKSHAY GAUTAM	A	1	A	A	2	A	A	A	A		
58	WANGASKAR SAGAR DIPAK	1	A	A	2	A	A	A	A	A	3	

Royal Education Society's
COLLEGE OF COMPUTER SCIENCE AND INFORMATION TECHNOLOGY, LATUR.
ATTENDANCE Month October Sign.

Roll No.	19	20	22	23	24	25	26	27	18	19	20	21	22	23	24	25	26	27	28	Total Attendance	% Attendance
																				6	35%
																				2	11%
																				4	23%
																				2	11%
																				2	11%
																				3	17%
																				2	11%
																				16	94%
																				10	58%
																				6	35%
																				11	64%
																				3	17%
																				2	11%
																				9	23%
																				6	35%
																				6	35%
																				15	88%
																				3	17%
																				4	23%
																				4	23%
																				13	76%
																				4	23%
																				2	11%
																				3	17%
																				2	11%
																				3	17%
																				3	17%
																				16	94%
																				5	29%
																				6	35%



COCSIT

Remedial Attendance
2017 - 2018

Semester I / II / III / IV

Name of Lecturer : Ms. G. B. Pawar

Department : Computer application


Class and Division : BCA FY

Semester : II

Subject : Communication and Soft Skills - II

TIME TABLE

Day/Time	Theory				Practical			
					8:00 To 10:15	10:30 To 12:45	1:00 To 3:15	3:30 To 5:45
Monday								
Tuesday								
Wednesday								
Thursday								
Friday								
Saturday								
Sunday								


Principal
V.C. PRINCIPAL
College of Computer Science
and Information Technology, Latu

Royal Education Society's
COLLEGE OF COMPUTER SCIENCE AND INFORMATION TECHNOLOGY, LATUR.

ATTENDANCE Month _____ Sign. *[Signature]*

Roll No.	Name of Student	8-10-8		10-10-8		11-12-13		15-16	
		1	2	3	4	5	6	7	8
1	BAGAL BALAJI RAJESH	1	A	2	A	3	A	4	A
2	BHURE RAHUL AATMARAM	A	A	A	1	A	A	A	4
3	CHAME SUNITA GANGADHAR	1	A	2	A	3	A	4	A
4	CHANDAK PRITESH GNANSHYAM	A	1	A	2	A	3	A	5
5	DESHMUKH PALLAVI BABASAHEB	1	A	2	A	3	4	A	A
6	DHAGE POONAM SUDHAKAR	1	A	2	3	A	4	5	6
7	DHARMADHIKARI RACHANA VIJAY	1	A	2	A	3	4	A	6
8	GOPE CHAITANYA RAMCHANDRA	A	A	A	A	1	2	A	5
9	HUNDI WALE SAIPRASAD RAMAKANT	A	A	A	A	A	1	A	A
10	JAGDHANE DNYANESHWAR DAULATRAO	1	A	2	3	A	4	A	5
11	JOSHI KRISHNA KISHOR	1	2	A	A	3	4	A	5
12	KAPASE SUNIL SHIVAJI	A	A	A	A	A	A	A	A
13	KAZI NAWMAN MUKRAM	1	A	2	A	3	A	4	5
14	KOTE RUKMIN GOVIND	1	2	A	3	A	4	A	5
15	KULKARNI OMKAR VINOD	A	A	A	A	2	A	A	A
16	KUMTEKAR OMKAR VAJUNATH	A	A	A	A	A	A	A	A
17	KURE MARUTI TUKARAM	1	A	2	A	3	A	4	5
18	MASUMDAR SHAFIK SHOUKAT	1	2	A	3	A	4	5	6
19	MATRE APARNA GAJANAN	A	1	A	2	A	3	4	5
20	MOTEGAONKAR PAWAN BALAJI	1	A	2	A	3	4	A	5
21	NAIKNAWARE TUSHAR KAKASAHEB	A	A	A	A	A	A	A	A
22	NAWADE PUNDALIK VILAS	A	A	A	1	2	3	A	A
23	PATEWAD SONALI BALAJI	A	A	A	A	A	A	1	2
24	PAWAR MAHESH KASHINATH	1	A	2	A	3	4	A	5
25	PHAD SHRIKANT VIKRAM	A	1	A	2	3	A	4	5
26	PRAYAG ANUP ATUL	A	A	A	A	1	2	A	3
27	SABNIS KEDAR KUMARRAO	1	A	2	A	3	A	4	5
28	SAGARE SHASHANK GURUNATH	1	A	2	A	3	A	4	5
29	SAWANT AMIT NAGNATH	A	A	A	A	A	A	A	A
30	SHAIKH MUJAMEEL MUJAHID	A	1	2	A	3	4	A	5
31	SHAIKH NEEHAL ISMAIL	A	A	A	A	A	A	A	A
32	SHAIKH SARFARAJ SALIM	1	2	A	3	4	A	5	6

Royal Education Society's
COLLEGE OF COMPUTER SCIENCE AND INFORMATION TECHNOLOGY, LATUR.

ATTENDANCE Month _____ Sign. *[Signature]*

Roll No.	ATTENDANCE Month																												Total Attendance	% Attendance
	18	19	20	21	22	23	24	25	26	27	19	20	21	22	23	24	25	26	27	28										
10	5	A	6	A	7	8	A	9	A	10	A	11	A	12	A	13	A	14	A	15	A	16	A	17	A	18	9	52%		
11	A	A	3	4	A	5	A	6	A	7	A	8	A	9	A	10	A	11	A	12	A	13	A	14	A	15	5	29%		
12	6	7	A	8	9	A	10	A	11	A	12	A	13	A	14	A	15	A	16	A	17	A	18	A	19	11	66%			
13	5	6	A	7	A	8	A	9	A	10	A	11	A	12	A	13	A	14	A	15	A	16	A	17	A	18	11	52%		
14	A	7	A	8	9	A	10	A	11	A	12	A	13	A	14	A	15	A	16	A	17	A	18	A	19	14	82%			
15	A	7	A	8	9	A	10	A	11	A	12	A	13	A	14	A	15	A	16	A	17	A	18	A	19	12	70%			
16	7	8	9	10	11	12	13	14	15	16	17	18	19	20	21	22	23	24	25	26	27	28	7	41%						
17	7	8	9	10	11	12	13	14	15	16	17	18	19	20	21	22	23	24	25	26	27	28	7	41%						
18	3	4	A	A	5	6	7	A	8	9	10	11	12	13	14	15	16	17	18	19	20	21	22	23	24	10	58%			
19	A	2	3	A	4	5	A	6	7	8	9	10	11	12	13	14	15	16	17	18	19	20	21	22	23	11	64%			
20	A	7	A	8	9	A	10	11	A	12	13	14	15	16	17	18	19	20	21	22	23	24	25	26	27	11	64%			
21	6	A	7	8	9	A	10	11	A	12	13	14	15	16	17	18	19	20	21	22	23	24	25	26	27	11	64%			
22	A	A	A	A	A	A	A	A	A	A	A	A	A	A	A	A	A	A	A	A	A	A	A	A	A	11	64%			
23	6	7	A	8	9	A	10	11	A	12	13	14	15	16	17	18	19	20	21	22	23	24	25	26	27	12	70%			
24	4	5	A	6	7	A	8	9	A	10	11	A	12	13	14	15	16	17	18	19	20	21	22	23	24	8	47%			
25	A	A	A	A	A	A	A	A	A	A	A	A	A	A	A	A	A	A	A	A	A	A	A	A	A	11	64%			
26	A	6	7	A	8	9	A	10	11	A	12	13	14	15	16	17	18	19	20	21	22	23	24	25	26	12	70%			
27	7	8	9	10	11	12	13	14	15	16	17	18	19	20	21	22	23	24	25	26	27	28	8	47%						
28	6	7	A	8	9	A	10	11	A	12	13	14	15	16	17	18	19	20	21	22	23	24	25	26	27	8	47%			
29	A	4	A	5	A	6	7	8	9	10	11	A	12	13	14	15	16	17	18	19	20	21	22	23	24	12	70%			
30	6	7	A	8	9	A	10	11	A	12	13	14	15	16	17	18	19	20	21	22	23	24	25	26	27	7	41%			
31	6	7	A	8	9	A	10	11	A	12	13	14	15	16	17	18	19	20	21	22	23	24	25	26	27	11	64%			
32	A	A	A	A	A	A	A	A	A	A	A	A	A	A	A	A	A	A	A	A	A	A	A	A	A	11	64%			
33	7	8	9	10	11	A	12	13	14	15	16	17	18	19	20	21	22	23	24	25	26	27	28	13	76%					
34	7	8	A	9	10	11	A	12	13	14	15	16	17	18	19	20	21	22	23	24	25	26	27	28	11	64%				
35	7	8	A	9	10	11	A	12	13	14	15	16	17	18	19	20	21	22	23	24	25	26	27	28	12	70%				

Royal Education Society's
 COLLEGE OF COMPUTER SCIENCE AND INFORMATION TECHNOLOGY, LATUR.
 Sign. *Jawan*
 ATTENDANCE Month

Roll No.	Name of Student	1	2	3	4	5	6	7	8	9	10	11	12	13	14	15	16	17	18	19	20	21	22	23	24	25	26	27	28	Total Attendance	% Attendance					
33	SHAIKH ZAINAB SALEEM	1	A	2	A	A	3	4	A	A	5	6	7	8	9	10	11	12	13	14	15	16	17	18	19	20	21	22	23	24	25	26	27	28	8	47%
34	SONTAKKE RAVI VAJINATH	A	A	1	2	3	A	A	4	5	6	7	8	9	10	11	12	13	14	15	16	17	18	19	20	21	22	23	24	25	26	27	28	10	58%	
35	SURYAWANSHI OM CHANDRAKANT	A	A	A	A	1	2	3	A	A	5	6	7	8	9	10	11	12	13	14	15	16	17	18	19	20	21	22	23	24	25	26	27	28	5	29%
36	SWAMI DEVANAND MUKTESHWAR	1	2	A	3	A	4	5	6	7	8	9	10	11	12	13	14	15	16	17	18	19	20	21	22	23	24	25	26	27	28	14	82%			
37	TALE MEGHA RAMDAS	A	A	A	1	2	A	A	3	4	5	6	7	8	9	10	11	12	13	14	15	16	17	18	19	20	21	22	23	24	25	26	27	28	8	47%

Royal Education Society's
 COLLEGE OF COMPUTER SCIENCE AND INFORMATION TECHNOLOGY, LATUR.
 Sign. *Jawan*
 ATTENDANCE Month

Roll No.	18	19	20	21	22	23	24	25	26	27	28	19	20	21	22	23	24	25	26	27	28	Total Attendance	% Attendance							
10	5	6	A	A	A	7	8	A	9	10	11	12	13	14	15	16	17	18	19	20	21	22	23	24	25	26	27	28	8	47%
11	6	A	7	8	A	9	A	10	11	12	13	14	15	16	17	18	19	20	21	22	23	24	25	26	27	28	10	58%		
12	4	5	A	A	A	A	A	A	10	11	12	13	14	15	16	17	18	19	20	21	22	23	24	25	26	27	28	5	29%	
13	8	A	A	10	11	12	13	14	15	16	17	18	19	20	21	22	23	24	25	26	27	28	14	82%						
14	A	5	6	7	A	A	8	A	9	10	11	12	13	14	15	16	17	18	19	20	21	22	23	24	25	26	27	28	8	47%



COCSIT

Remedial Attendance
2017 - 2018

Semester I / II / III / IV

Name of Lecturer : V. D. Patil

Department : Software Engineering

Class and Division : B.Sc. SE FY Semester : II

Subject : Database Management System

TIME TABLE

Day/Time	Theory				Practical			
					8:00 To 10:15	10:30 To 12:45	1:00 To 3:15	3:30 To 5:45
Monday								
Tuesday								
Wednesday								
Thursday								
Friday								
Saturday								
Sunday								


Principal
College of Computer Science
and Information Technology, Latur

Royal Education Society's
 COLLEGE OF COMPUTER SCIENCE AND INFORMATION TECHNOLOGY, LATUR.
 ATTENDANCE Month 8-10-2018 Sign. *[Signature]*

Roll No.	Name of Student	8	9	10	11	12	13	14	15	16	17	18	19	20	21	22	23	24	25	26	27	28	Total Attendance	% Attendance	
1	BIRADAR DINESH VIJAYKUMAR	1	2	3	4	5	A	A	6	7	8	9													
2	DARADE DATTATRAYA NAVNATH	1	2	3	4	5	6	7	8	9															
3	GORE ANURADHA SUDHAKAR	A	1	2	A	3	4	5	6	7	8	9													
4	JADHAV ANAND BALU	A	A	A	A	A	A	A	A	1	2														
5	KAPALE SUPRIYA SANGAPPA	1	2	3	4	5	6	7	8	9															
6	KAZI FAIZAL ABDUL RAHIM	A	A	1	2	3	A	A	A	A	A														
7	KSHIRSAGAR POOJA SANJAY	A	A	A	A	A	A	A	A	A	A														
8	MUNDE PAVAN SATISH	A	A	A	A	A	A	A	A	1	2														
9	NEHARKAR RAHUL SHIVRAM	1	2	3	A	A	A	4	A	A															
10	NETRAGAVKAR VIJAY YADAVRAO	1	2	3	4	5	A	A	A	A															
11	PALMATE PRASAD DNYANOBA	1	2	3	A	A	4	5	6	7	8														
12	PHAD VAJENATH BIBHISHAN	A	1	2	3	4	5	6	7	8															
13	RAJURE VAISHNAVI SHANKAR	A	A	A	A	A	A	A	A	A	A														
14	SAYED AREFALI TAUSIFALI OSMANI	A	A	A	A	A	A	A	A	A	A														
15	SAYYAD AHEMAD ALLABAKSH	A	A	A	A	A	A	A	A	A	A														
16	SAYYAD ALFIYA JILANI	1	2	3	4	5	6	7	A	A															
17	SHAIKH JUBER MUKHTAR	A	A	A	1	2	A	A	3	4															
18	SHAIKH MAHEBOOB ABDUL KARIM	A	A	A	A	A	1	A	A	A															
19	SHAIKH RAHIM TAJUDIN	1	2	A	A	3	A	4	5	6															
20	SIRSATH KAVITA MADHAV	A	1	2	3	4	5	6	7	8															

Royal Education Society's
 COLLEGE OF COMPUTER SCIENCE AND INFORMATION TECHNOLOGY, LATUR.
 ATTENDANCE Month 8-10-2018 Sign. *[Signature]*

Roll No.	18	19	20	21	22	23	24	25	26	27	28	Total Attendance	% Attendance
10	10	11	12	13	14	15	16	17	18	19	20	11	73.33
11	A	8	A	9	10	11						14	93.33
12	10	11	A	12	13	14						13	86.66
13	8	9	10	11	12	13						5	33.33
14	3	4	A	A	5	A						9	60
15	A	A	A	A	A	A						6	40
16	4	5	6	A	A	A						4	26.66
17	A	3	4	A	A	A						A	A
18	A	3	4	A	A	A						5	33.33
19	A	A	A	A	A	A						8	53.33
20	A	A	A	A	A	A						10	66.66
21	6	7	8	A	A	A						13	86.66
22	A	3	A	9	10	A						2	13.33
23	9	A	10	11	12	13						A	A
24	1	2	A	A	A	A						A	A
25	A	A	A	A	A	A						12	80
26	A	A	A	A	A	A						4	26.66
27	8	9	10	11	12	A						3	20
28	A	A	A	A	A	A						7	46.66
29	A	A	7	A	A	A						11	73.33



COCSIT

Remedial Attendance
2017 - 2018

Semester I / II / III / IV

Name of Lecturer : Dr. V. V. Bhosle


Department : Computer Science

Class and Division : B.Sc. SE FY Semester : II

Subject : Programming in C

TIME TABLE

Day/Time	Theory				Practical			
					8:00 To 10:15	10:30 To 12:45	1:00 To 3:15	3:30 To 5:45
Monday								
Tuesday								
Wednesday								
Thursday								
Friday								
Saturday								
Sunday								


Principal
I/C. PRINCIPAL
College of Computer Science
and Information Technology, Latur

Royal Education Society's
COLLEGE OF COMPUTER SCIENCE AND INFORMATION TECHNOLOGY, LATUR.
ATTENDANCE Month October Sign. [Signature]

Roll No.	Name of Student	8	10	11	12	13	15	16	17	18
		1	2	3	4	5	6	7	8	9
1	BIRADAR DINESH VIJAYKUMAR	A	1	A	A	2	A	3	A	4
2	CHIRKE MONALI VIKAS	1	2	A	3	A	A	4	5	6
3	GORE ANURADHA SUDHAKAR	1	A	A	2	3	4	5	6	7
4	GUTTE VAISHNAVI BALAJI	A	A	A	1	2	A	3	4	A
5	JADHAV ANAND BALU	A	1	2	A	A	3	4	A	5
6	JANGALE PRIYANKA RAM	1	2	3	A	4	5	A	A	6
7	KAPALE SUPRIYA SANGAPPA	1	A	A	A	2	3	A	4	5
8	KAZI FAIZAL ABDUL RAHIM	A	1	A	A	A	2	A	A	A
9	KSHIRSAGAR POOJA SANJAY	A	A	A	1	2	A	3	A	4
10	MANE SAINI GOPAL	1	2	A	3	4	5	6	7	8
11	MANGRULE LIMBAJI VENKAT	1	A	2	A	A	A	3	4	5
12	MUNDE PAVAN SATISH	1	A	A	2	A	A	A	A	3
13	NALAWADE SNEHA SUDHAKAR	A	A	A	1	2	3	4	A	5
14	NARAGUDE DATTA NARAYAN	1	A	2	3	4	A	5	6	7
15	NEHARKAR RAHUL SHIVRAM	A	A	A	A	1	A	A	A	2
16	NETRAGAVKAR VIJAY YADAVRAO	A	A	1	2	A	A	A	3	4
17	PALMATE PRASAD DNYANOBA	A	A	A	A	1	A	A	A	A
18	RAJURE VAISHNAVI SHANKAR	1	A	A	A	A	A	2	A	3
19	SAYED AREFALI TAUSIFALI OSMANI	A	A	A	A	A	A	A	A	A
20	SAYYAD AHEMAD ALLABAKSH	A	A	A	A	1	A	A	A	A
21	SHAIKH MAHEBOOB ABDUL KARIM	A	A	A	A	1	A	A	A	A
22	SHAIKH RAHIM TAJUDIN	1	A	A	A	2	3	4	A	5
23	SHETE PADMAJA DINESH	1	2	3	4	5	6	7	8	9
24	TILMILDAR VIJAY MADHAV	1	A	A	2	3	A	A	A	4
25	UDDANSHINH SOURABH SUNIL	A	A	A	1	2	3	4	A	5

Royal Education Society's
COLLEGE OF COMPUTER SCIENCE AND INFORMATION TECHNOLOGY, LATUR.
ATTENDANCE Month October Sign. [Signature]

Roll No.	ATTENDANCE																		Total Attendance	% Attendance
	19	20	22	23	24	25	26	27	18	19	20	21	22	23	24	25	26	27		
5	A	A	A	A	6	A	7	8											8	47%
7	A	A	A	9	10	A	A	11											11	64%
A	A	A	8	9	10	11	A												9	52%
A	A	6	7	8	9	A	A												8	47%
A	6	A	7	A	A	A	8												12	70%
A	6	A	7	A	A	A	8												10	58%
6	A	7	A	8	9	A	10												5	29%
A	3	4	A	A	A	5	A												8	47%
5	6	7	A	8	A	A	A												16	94%
9	10	11	12	13	14	15	16												12	70%
6	7	8	9	10	A	A	12												5	29%
4	A	A	5	A	A	A	A												10	58%
A	6	7	A	8	9	A	10												14	82%
8	9	10	A	11	12	13	14												3	17%
A	A	A	3	A	A	A	A												7	41%
5	A	6	A	A	A	7	A												3	17%
A	2	A	A	A	3	A	A												4	23%
A	A	3	A	A	A	A	A												0	0%
A	A	A	A	A	A	A	A												1	5%
A	A	A	1	A	A	A	A												3	17%
A	A	2	3	A	A	A	A												9	52%
6	7	A	8	9	A	A	A												17	100%
10	11	12	13	14	15	16	17												8	47%
A	5	A	6	A	7	8	A												8	47%
6	A	A	A	7	8	A	A													



COCSIT

Remedial Attendance
2017 - 2018

Semester I / II / III / IV

Name of Lecturer : S. S. Shaikh


Department : Software Engineering

Class and Division : B.Sc. SE FY Semester : II

Subject : Web Technology

TIME TABLE

Day/Time	Theory				Practical			
					8:00 To 10:15	10:30 To 12:45	1:00 To 3:15	3:30 To 5:45
Monday								
Tuesday								
Wednesday								
Thursday								
Friday								
Saturday								
Sunday								


Principal
I/C, PRINCIPAL
College of Computer Science
and Information Technology, Latur

Royal Education Society's
 COLLEGE OF COMPUTER SCIENCE AND INFORMATION TECHNOLOGY, LATUR.
 ATTENDANCE Month 8-10-2018 Sign.

Roll No.	Name of Student	8	9	10	11	12	13	15	16	17
1	BIRADAR DINESH VIJAYKUMAR	A	A	A	A	A	A	A	A	A
2	CHIRKE MONALI VIKAS	1	2	3	4	5	6	7	8	9
3	DANGE VISHAL VIJAYKUMAR	1	2	3	4	5	6	7	8	9
4	DARADE DATTATRAYA NAVNATH	1	2	3	4	5	6	7	8	9
5	GORE ANURADHA SUDHAKAR	1	2	3	4	5	6	7	8	9
6	GUTTE VAISHNAVI BALAJI	1	A	2	3	4	A	5	6	7
7	JADHAV ANAND BALU	1	2	3	A	4	5	A	6	7
8	KAPALE SUPRIYA SANGAPPA	1	2	A	A	A	A	A	A	A
9	KAZI FAIZAL ABDUL RAHIM	1	2	A	A	A	A	A	A	A
10	KSHIRSAGAR POOJA SANJAY	1	2	A	A	A	A	A	A	A
11	MANE SAINI GOPAL	1	2	3	4	5	6	7	8	9
12	MANGRULE LIMBAJI VENKAT	1	2	3	4	5	6	7	8	9
13	MUNDE PAVAN SATISH	A	A	A	A	A	A	A	A	A
14	NALAWADE SNEHA SUDHAKAR	1	2	A	A	3	4	5	6	7
15	NEHARKAR RAHUL SHIVRAM	1	2	3	4	A	A	A	A	A
16	PALMATE PRASAD DNYANOBA	1	2	3	A	4	5	6	7	8
17	PHAD VAJENATH BIBHISHAN	A	A	A	A	A	A	A	A	A
18	RAJURE VAISHNAVI SHANKAR	1	2	3	A	4	5	A	A	A
19	SAYED AREFALI TAUSIFALI OSMANI	1	A	A	A	A	A	A	A	A
20	SAYYAD AHEMAD ALLABAKSH	1	2	A	3	4	A	A	5	6
21	SHAIKH MAHEBOOB ABDUL KARIM	1	2	3	4	5	6	A	7	8
22	SHAIKH RAHIM TAJUDIN	1	2	3	4	A	5	6	A	7
23	SIRSATH KAVITA MADHAV	1	2	3	4	A	5	6	7	8

Royal Education Society's
 COLLEGE OF COMPUTER SCIENCE AND INFORMATION TECHNOLOGY, LATUR.
 ATTENDANCE Month 8-10-18 Sign.

Roll No.	18	19	20	21	22	23	24	25	26	27	28	Total Attendance	% Attendance
1	A	A	A	A	A	A	A	A	A	A		17	95%
2	9	10	11	12	13	14	15	16	17			16	94%
3	9	10	11	12	13	14	15	16	17			17	95%
4	9	10	11	12	13	14	15	16	17			17	95%
5	9	10	11	12	13	14	15	16	17			17	95%
6	9	10	11	12	13	14	15	16	17			13	76%
7	8	9	10	11	12	13	14	15	16			16	94%
8	8	9	10	11	12	13	14	15	16			2	11%
9	A	A	A	A	A	A	A	A	A			10	53%
10	5	6	7	8	9	A	A	9	10			18	100%
11	10	11	12	13	14	15	16	17	18			18	100%
12	10	11	12	13	14	15	16	17	18			0	0%
13	A	A	A	A	A	A	A	A	A			11	64%
14	8	9	A	A	A	A	7	8	9			10	58%
15	A	A	A	5	6	7	8	9	10			16	94%
16	9	10	11	12	A	13	14	15	16			0	0%
17	A	A	A	A	A	A	A	A	A			18	100%
18	A	A	A	6	7	8	9	10	11			1	5%
19	A	A	A	A	A	A	A	A	A			11	64%
20	7	8	9	A	A	A	A	10	11			13	76%
21	9	10	11	A	A	A	A	12	13			13	76%
22	8	9	10	A	A	A	11	12	13			17	100%
23	9	10	11	12	13	14	15	16	17				



COCSIT

Remedial Attendance
2017 - 2018

Semester I / II / III / IV

Name of Lecturer : Ms. G. B. Pawar


Department : Comp Software Engineering

Class and Division : B.Sc. SE FY Semester : II

Subject : Communication and Soft Skills - II

TIME TABLE

Day/Time	Theory				Practical			
					8:00 To 10:15	10:30 To 12:45	1:00 To 3:15	3:30 To 5:45
Monday								
Tuesday								
Wednesday								
Thursday								
Friday								
Saturday								
Sunday								


Principal
V.C. PRINCIPAL
College of Computer Science
and Information Technology, Latur

Royal Education Society's
COLLEGE OF COMPUTER SCIENCE AND INFORMATION TECHNOLOGY, LATUR.

ATTENDANCE Month Oct. Sign. Jawal

Roll No.	Name of Student	8-10-18	9-10-18	10-10-18	11	12	13	15	16	17
1	PATWEGAR ATIQ ASAD	AA	AA	AA	AA	AA	AA	AA	AA	AA
2	LANDGE GEETASHRI SIDRAM	AA	AA	AA	AA	A	A	A	A	A
3	BANSODE AKASH PRABHAKAR	AA	AA	AA	AA	A	A	A	A	A
4	JAGTAP AJAY PANDURANG	AA	AA	AA	AA	A	A	A	A	A
5	SAYYAD AHEMAD ALLABAKSH	1	AA	2	AA	3	AA	AA	4	AA
6	VANIARE KAUTUK KONDIRAM	AA	AA	AA	AA	A	A	A	A	A
7	JADHAV AJINKYA BALASAHEB	AA	AA	AA	AA	AA	A	A	A	A

Royal Education Society's
COLLEGE OF COMPUTER SCIENCE AND INFORMATION TECHNOLOGY, LATUR.

ATTENDANCE Month Oct Sign. Jawal

Roll No.	18	19	20	22	23	24	25	26	27	19	20	21	22	23	24	25	26	27	28	Total Attendance	% Attendance
	AA	AA	AA	AA	AA	AA	AA	AA	AA											AA	0%
	AA	AA	AA	AA	AA	AA	AA	AA	AA											AA	0%
	AA	AA	AA	AA	AA	AA	AA	AA	AA											AA	0%
	AA	AA	AA	AA	AA	AA	AA	AA	AA											AA	0%
	AA	AA	AA	AA	AA	AA	AA	AA	AA											AA	0%
	AA	AA	AA	AA	AA	AA	AA	AA	AA											AA	0%
	AA	AA	AA	AA	AA	AA	AA	AA	AA											AA	0%



COCSIT

Remedial Attendance
2017 - 2018

Semester I / II / III / IV

Name of Lecturer : k.p. maknikar

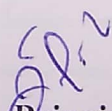
Department : Biotechnology

Class and Division : B.Sc. BT FY Semester : II

Subject : Bioinstrumentation Techniques

TIME TABLE

Day/Time	Theory				Practical			
					8:00 To 10:15	10:30 To 12:45	1:00 To 3:15	3:30 To 5:45
Monday								
Tuesday								
Wednesday								
Thursday								
Friday								
Saturday								
Sunday								


Principal
I/C, PRINCIPAL
College of Computer Science
and Information Technology, Latur

Royal Education Society's
COLLEGE OF COMPUTER SCIENCE AND INFORMATION TECHNOLOGY, LATUR.
ATTENDANCE Month October Sign. [Signature]

Roll No.	Name of Student	8	10	11	12	13	15	16	17	18
1	BHASKAR RUSHIKESH TUKARAM	1	A	A	2	3	A	A	A	4
2	BHISE VISHAL HANMANT	1	2	A	3	4	A	A	A	5
3	CHAPKANADE VANKTESH UDDHAV	1	A	A	A	2	A	A	3	4
4	CHOUHDHARI SWARANJALI VITTHAL	A	1	2	A	3	4	A	A	5
5	DHANESHWAR AVINASH ANAND	A	A	1	2	A	A	A	3	A
6	GOTMURALE GANESH ARUN	A	A	A	1	A	A	2	A	A
7	GUNJOTE MURARI SUBHASH	1	A	A	A	A	A	3	A	A
8	JADHAV DATTA VAMAN	A	A	1	2	A	A	A	3	4
9	JADHAV PRABHANJANKUMAR SHIVAJI	A	1	2	A	A	3	A	A	A
10	JADHAV SHRADHA VIJAYKUMAR	A	1	A	2	3	4	A	A	5
11	JAGTAP ABHIJEET BALAJI	A	1	A	A	A	A	A	A	2
12	KALE SUDARSHAN MUKUND	1	A	A	A	A	A	A	A	A
13	KARBHARI ASHVINI SANJAY	1	A	A	A	A	A	A	A	A
14	KASLE POOJA PRATAPRAO	A	A	1	2	A	3	4	5	A
15	KHAMKAR OMKAR MARUTI	A	1	2	3	A	4	A	A	A
16	KHANAPURE IMRAN IRFAN	1	A	A	2	A	A	3	A	A
17	KOHALE SACHIN PRATAP	1	2	3	A	4	5	6	7	A
18	LAGADE ROHIT DATTA	1	2	3	4	5	6	7	A	8
19	MUNDE SURAJ RAMKISHAN	A	A	A	A	A	A	1	A	A
20	NEHARKAR ASHVINI SHESHERAO	1	A	2	3	A	4	5	6	A
21	PANHALE SNEHAL BABURUWAN	1	2	A	3	4	A	A	5	6
22	PATIL ROHIT KAMLAKAR	1	A	2	A	A	3	4	A	A
23	PAWAR SAMBHAJI DIPAK	A	A	A	A	A	1	2	A	A
24	SHAIKH SIMRAN WAJEED	1	2	A	3	A	4	5	6	A
25	TANDALE MOHIT HANUMANT	1	A	A	2	A	A	3	A	A

Royal Education Society's
COLLEGE OF COMPUTER SCIENCE AND INFORMATION TECHNOLOGY, LATUR.
ATTENDANCE Month October Sign. [Signature]

Roll No.	19	20	22	23	24	25	26	27	18	19	20	21	22	23	24	25	26	27	28	Total Attendance	% Attendance
5	A	5	A	A	A	A	A	A												5	29%
8	A	5	A	A	A	A	A	A												8	47%
6	A	7	A	A	A	8	A	A												6	35%
10	A	5	A	A	A	A	6	A												10	58%
4	6	A	7	8	A	9	10	A												4	23%
4	A	4	A	A	A	A	3	4												4	23%
5	A	A	A	A	A	3	4	A												5	29%
7	A	2	A	A	3	A	4	5												7	41%
6	A	A	5	A	A	6	7	A												6	35%
7	4	A	A	A	5	A	A	6												7	41%
3	A	A	6	A	A	A	7	A												3	17%
3	A	A	A	A	A	3	A	A												3	17%
2	A	A	2	A	A	A	3	A												2	11%
10	2	A	A	A	A	A	A	A												10	58%
11	A	6	7	8	A	9	10	A												11	64%
8	5	6	7	8	9	10	A	11												8	47%
14	4	A	A	5	A	6	7	8												14	82%
15	8	A	9	10	11	12	13	14												15	88%
4	A	9	10	11	12	13	14	15												4	23%
12	A	A	2	3	A	A	A	4												12	70%
10	A	7	8	9	A	10	11	12												10	58%
8	7	A	A	8	A	9	A	10												8	47%
4	A	5	A	A	6	A	7	8												4	23%
13	A	A	3	A	A	A	4	A												13	76%
7	7	A	8	9	10	11	12	13												7	41%
5	A	A	4	A	A	5	A													5	29%



COCSIT

Remedial Attendance
2017 - 2018

Semester I / II / III / IV

Name of Lecturer : ~~K. S. Gomaze~~ N. V. MUSE

Department : Biotechnology

Class and Division : B.Sc. BT FY Semester : II

Subject : Microbiology-II

TIME TABLE

Day/Time	Theory				Practical			
					8:00 To 10:15	10:30 To 12:45	1:00 To 3:15	3:30 To 5:45
Monday								
Tuesday								
Wednesday								
Thursday								
Friday								
Saturday								
Sunday								


VC PRINCIPAL
College of Computer Science
and Information Technology, Latur

Royal Education Society's
 COLLEGE OF COMPUTER SCIENCE AND INFORMATION TECHNOLOGY, LATUR
 ATTENDANCE Month october Sign. NRS

Roll No.	Name of Student	8-10-18	9-10-18	10	11	12	13	15	16	17
		1	2	3	4	5	6	7	8	9
1	BHASKAR RUSHIKESH TUKARAM	1	A	2	A	A	A	3	A	A
2	CHAPKANADE VANKTESH UDDHAV	A	A	A	A	A	A	A	A	A
3	DHANESHWAR AVINASH ANAND	1	A	2	3	A	4	A	5	6
4	GOTMUKALE GANESH ARUN	A	1	A	2	3	A	4	5	6
5	GUNJOTE MURARI SUBHASH	A	A	A	A	1	2	A	3	A
6	HUDGE SHIVACHAND SHIVAJI	1	A	2	A	A	A	3	4	5
7	JADHAV DATTA VAMAN	A	A	A	A	A	A	1	2	A
8	JADHAV SHRADHA VIJAYKUMAR	1	A	2	3	A	4	A	5	6
9	KALE SUDARSHAN MUKUND	A	A	A	A	A	A	A	A	A
10	KARBHARI ASHVINI SANJAY	1	A	2	A	3	A	A	A	A
11	KASLE POOJA PRATAPRAO	A	1	A	2	A	A	A	A	A
12	KHAMKAR OMKAR MARUTI	1	A	2	3	A	A	A	4	5
13	KHANAPURE IMRAN IRFAN	A	A	1	A	A	A	2	3	A
14	MULLA SUMAIYA FARUK	1	A	2	3	A	4	A	5	6
15	MUNDE SURAJ RAMKISHAN	A	A	A	A	A	A	A	A	A
16	PATIL ROHIT KAMLAKAR	1	A	2	A	3	4	5	6	7
17	PAWAR SAMBHAJI DIPAK	A	A	A	A	A	A	A	A	A
18	TAMBOLI PARVEJ DATTA	1	2	A	3	A	4	5	A	6
19	TANDALE MOHIT HANUMANT	A	A	A	A	1	2	A	A	A
20	TIKTE ANAND ULHAS	A	A	1	2	A	A	A	3	4
21	TODKAR ROHIT RAMRAJA	1	2	A	3	4	A	5	6	A

Royal Education Society's
 COLLEGE OF COMPUTER SCIENCE AND INFORMATION TECHNOLOGY, LATUR
 ATTENDANCE Month october Sign. NRS

Roll No.	18	19	20	21	22	23	24	25	26	27	28	Total Attendance	% Attendance					
	10	11	12	13	14	15	16	17	18	19	20			21	22	23	24	25
5	A	A	6	A	7	A	A	A	A	A	A	8	47%					
A	A	A	A	A	A	A	A	A	A	A	A	AA	0%					
A	7	A	8	A	9	10	A	11				11	64%					
6	7	A	8	9	10	A	11	12				12	70%					
4	A	A	A	A	A	A	A	A				4	23%					
6	7	A	A	8	9	A	10					10	58%					
A	A	A	A	A	A	3	A	A				3	17%					
6	A	A	A	7	8	A	A	A				8	47%					
A	A	A	A	A	A	A	A	A				AA	0%					
3	A	A	4	A	5	A	A	A				4	23%					
A	6	7	A	A	8	A	A					8	47%					
A	A	A	4	A	5	A	6	A				6	35%					
A	7	8	A	9	A	10	11	A				11	64%					
A	1	2	A	A	3	4	5	A				5	29%					
8	9	A	10	11	12	A	13	A				13	76%					
1	2	A	3	4	A	5	6	A				6	35%					
7	A	8	9	A	10	11	A	12				12	70%					
A	A	3	A	4	5	6	A	A				6	35%					
A	5	A	6	7	A	8	A	A				8	47%					
7	8	A	9	10	A	11	12	A				12	70%					



COCSIT

Remedial Attendance
2017 - 2018

Semester I / II / III / IV

Name of Lecturer : Ms. T. A. Patil


Department : Bio technology

Class and Division : B.Sc. BT FY Semester : II

Subject : Biomolecules

TIME TABLE

Day/Time	Theory					Practical			
						8:00 To 10:15	10:30 To 12:45	1:00 To 3:15	3:30 To 5:45
Monday									
Tuesday									
Wednesday									
Thursday									
Friday									
Saturday									
Sunday									


Principal
I/C. PRINCIPAL
College of Computer Science
and Information Technology, Latur

Royal Education Society's
 COLLEGE OF COMPUTER SCIENCE AND INFORMATION TECHNOLOGY, LATUR.
 ATTENDANCE Month: 8-10-2018 Sign: [Signature]

Roll No.	Name of Student	8	9	10	11	12	13	15	16	17
1	CHAPKANADE VANKTESH UDDHAV	A	A	A	A	A	A	A	A	A
2	GUNJOTE MURARI SUBHASH	1	2	3	A	A	A	A	3	4
3	JADHAV SHRADHA VIJAYKUMAR	1	2	3	4	A	A	A	A	A
4	KALE SUDARSHAN MUKUND	1	2	3	4	A	A	A	A	A
5	KARBHARI ASHVINI SANJAY	1	A	A	A	A	A	A	A	A
6	KASLE POOJA PRATAPRAO	1	A	A	A	A	A	A	A	A
7	KHAMKAR OMKAR MARUTI	1	2	3	A	A	A	A	A	A
8	KOHALE SACHIN PRATAP	1	2	3	A	A	A	4	5	6
9	LAGADE ROHIT DATTA	1	2	A	A	A	A	A	A	A
10	MUNDE SURAJ RAMKISHAN	1	2	A	A	A	A	A	A	A
11	PANHALE SNEHAL BABURUWAN	1	2	A	A	A	A	A	A	A
12	PATIL ROHIT KAMLAKAR	1	2	3	A	A	A	A	A	A
13	PAWAR SAMBHAJI DIPAK	1	2	3	A	A	A	4	5	6
14	RASAL SAMADHAN PRAKASH	1	2	3	4	A	A	A	A	A
15	SAYED AYESHA MUSHIRODDIN	1	2	3	4	A	A	4	5	6
16	TAMBOLI PARVEJ DATTA	1	2	A	A	A	A	A	A	A
17	TANDALE MOHIT HANUMANT	1	A	A	A	A	A	A	A	A
18	TODKAR ROHIT RAMRAJA	1	A	A	A	A	A	A	A	A

Royal Education Society's
 COLLEGE OF COMPUTER SCIENCE AND INFORMATION TECHNOLOGY, LATUR.
 ATTENDANCE Month: 8-10-2018 Sign: [Signature]

Roll No.	18	19	20	22	23	24	25	26	27	19	20	21	22	23	24	25	26	27	28	Total Attendance	% Attendance
1	A	A	A	A	A	A	A	A	A											0	0%
2	A	A	A	A	A	A	A	A	A											3	17%
3	A	A	A	A	A	A	A	A	A											8	47%
4	A	A	A	A	A	A	A	A	A											4	23%
5	A	A	A	A	A	A	A	A	A											4	23%
6	A	A	A	A	A	A	A	A	A											1	5%
7	A	A	A	A	A	A	A	A	A											1	5%
8	A	A	A	A	A	A	A	A	A											3	17%
9	A	A	A	A	A	A	A	A	A											11	64%
10	A	A	A	A	A	A	A	A	A											2	11%
11	A	A	A	A	A	A	A	A	A											3	17%
12	A	A	A	A	A	A	A	A	A											3	17%
13	A	A	A	A	A	A	A	A	A											11	64%
14	A	A	A	A	A	A	A	A	A											7	41%
15	A	A	A	A	A	A	A	A	A											11	64%
16	A	A	A	A	A	A	A	A	A											1	5%
17	A	A	A	A	A	A	A	A	A											1	5%
18	A	A	A	A	A	A	A	A	A												



COCSIT

Remedial Attendance
2017 - 2018

Semester I / II / III / IV

Name of Lecturer : K. S. Gomarse

Department : Biotechnology

Class and Division : B.Sc. BT FY

Semester : II

Subject : Principles of Genetics

TIME TABLE

Day/Time	Theory				Practical			
					8:00 To 10:15	10:30 To 12:45	1:00 To 3:15	3:30 To 5:45
Monday								
Tuesday								
Wednesday								
Thursday								
Friday								
Saturday								
Sunday								


Principal
College of Computer Science
and Information Technology, Latur

Royal Education Society's
 COLLEGE OF COMPUTER SCIENCE AND INFORMATION TECHNOLOGY, LATUR.
 ATTENDANCE Month Octo-2018 Sign. [Signature]

Roll No.	Name of Student	8	9	10	11	12	13	14	15	16	17
1	BHASKAR RUSHIKESH TUKARAM	A	A	A	A	A	A	A	A	A	A
2	BHISE VISHAL HANMANT	1	2	3	A	A	A	A	A	A	A
3	CHAPKANADE VANKTESH UDDHAV	A	A	A	1	A	A	2	A	A	A
4	DHANESHWAR AVINASH ANAND	A	A	A	A	A	A	A	A	A	A
5	DOMBALE SAMRUDHI SATISH	1	A	2	A	A	A	3	A	A	A
6	GUNJOTE MURARI SUBHASH	A	A	A	A	A	A	A	A	A	A
7	JADHAV DATTA VAMAN	A	A	A	A	A	A	A	A	A	A
8	JADHAV SHRADHA VIJAYKUMAR	1	A	A	2	A	A	A	A	A	A
9	JAGTAP ABHJEET BALAJI	A	A	A	A	A	A	A	A	A	A
10	JAMDAR NIKHIL RAMRAJE	1	2	A	A	A	3	A	4	A	A
11	JOGDAND SAPNA KALIDAS	1	2	3	4	A	A	5	A	A	A
12	KALE SUDARSHAN MUKUND	A	A	A	A	A	A	A	A	A	A
13	KAMBLE RITESH JALINDAR	1	2	A	A	3	A	4	A	5	A
14	KARBHARI ASHVINI SANJAY	A	A	1	A	A	2	A	3	A	A
15	KASLE POOJA PRATAPRAO	1	A	A	2	A	A	3	A	A	A
16	KENDRE MANGESH ASHOK	1	2	3	A	4	A	A	A	A	A
17	KHAMKAR OMKAR MARUTI	1	A	A	2	A	3	A	A	4	A
18	KHANAPURE IMRAN IRFAN	A	A	1	A	A	A	2	A	A	A
19	KOHALE SACHIN PRATAP	A	A	A	A	1	A	A	A	A	A
20	LAGADE ROHIT DATTA	1	A	2	A	A	A	3	A	A	A
21	MULLA SUMAIYA FARUK	1	A	A	2	A	3	A	A	4	A
22	MUNDE SURAJ RAMKISHAN	A	A	A	A	A	A	A	A	A	A
23	NEHARKAR ASHVINI SHESHERAO	1	A	2	A	A	A	3	A	A	A
24	PANHALE SNEHAL BABURUWAN	1	2	A	A	3	A	A	4	5	A
25	PATIL AVADHUT NANDKUMAR	1	2	3	4	A	A	5	A	A	A
26	PATIL ROHIT KAMLAKAR	A	A	1	A	A	2	A	A	3	A
27	PAWAR SAMBAHAI DIPAK	A	A	A	1	A	A	A	A	A	A
28	RASAL SAMADHAN PRAKASH	1	A	2	A	A	A	3	A	A	4
29	SASANE DIVYA RAJKUMAR	1	A	A	2	A	3	A	4	5	A
30	SHAIKH MUSKAN BASHUMIYA	A	1	2	A	3	A	4	5	A	4
31	SHAIKH SIMRAN WAJEED	1	A	A	2	A	3	A	A	5	A
32	SHRIVASTAV RUSHIKESH RAJESH	1	2	3	A	4	A	A	5	A	A

Royal Education Society's
 COLLEGE OF COMPUTER SCIENCE AND INFORMATION TECHNOLOGY, LATUR.
 ATTENDANCE Month Octo-2018 Sign. [Signature]

Roll No.	18	19	20	21	22	23	24	25	26	27	28	Total Attendance	% Attendance
												A	A
	A	A	A	A	A							4	26.66
	A	A	A	A	A							5	33.33
	A	A	A	A	5							A	A
	A	A	A	A	A							6	40
	A	A	5	A	6							A	A
	A	A	A	A	A							A	A
	A	A	A	A	A							2	13.33
	A	A	A	A	A							1	6.66
	A	A	1	A	A							7	46.66
	A	5	A	6	A	7						8	53.33
	A	A	A	A	A							A	A
	A	A	A	A	A							10	66.66
	A	A	7	8	9	10						4	26.66
	A	A	A	A	A							6	40
	A	A	A	5	A	6						5	33.33
	A	A	A	A	5							3	20
	A	A	A	A	A	2						2	13.33
	4	A	5	A	6	7						7	46.66
	A	A	A	A	A	A						8	53.33
	A	5	A	6	7	8						A	A
	A	A	A	A	A	A						7	46.66
	4	A	5	A	6	7						10	66.66
	6	A	7	8	9	10						4	26.66
	A	A	A	A	A							5	33.33
	4	A	A	5	A	6						1	6.66
	A	5	6	A	7	A						6	40
	6	A	A	7	A	8						8	53.33
	A	A	A	A	A							4	26.66
	6	A	7	8	9	10						10	66.66

Royal Education Society's
 COLLEGE OF COMPUTER SCIENCE AND INFORMATION TECHNOLOGY, LATUR.
 ATTENDANCE Month Octo-2018 Sign. [Signature]

Roll No.	Name of Student	8	9	10	11	12	13	15	16	17
33	TAMBOLI PARVEJ DATTA	1	A	2	A	3	4	A	A	5
34	TANDALE MOHIT HANUMANT	A	1	A	2	A	A	A	3	A
35	TIKTE ANAND ULHAS	1	A	A	A	A	2	A	A	A
36	TODKAR ROHIT RAMRAJA	1	A	2	A	3	A	A	4	A

Royal Education Society's
 COLLEGE OF COMPUTER SCIENCE AND INFORMATION TECHNOLOGY, LATUR.
 ATTENDANCE Month Octo-2018 Sign. [Signature]

Roll No.	18	19	20	22	23	24	16	17	18	19	20	21	22	23	24	25	26	27	28	Total Attendance	% Attendance
10	6	7	A	2	A	9														9	60
	A	A	4	A	A															4	26.66
	A	A	A	3	A															3	20
	A	5	A	6	A	7														7	46.66



COCSIT

Remedial Attendance
2017 - 2018

Semester I / II / III / IV

Name of Lecturer : K. R. Jadhav

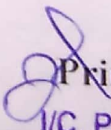
Department : Biotechnology

Class and Division : B.Sc. BT FY Semester : II


Subject : English and Science Communication Skills-II

TIME TABLE

Day/Time	Theory				Practical			
					8:00 To 10:15	10:30 To 12:45	1:00 To 3:15	3:30 To 5:45
Monday								
Tuesday								
Wednesday								
Thursday								
Friday								
Saturday								
Sunday								



Principal
I/C. PRINCIPAL
College of Computer Science
and Information Technology, Latur

Royal Education Society's
COLLEGE OF COMPUTER SCIENCE AND INFORMATION TECHNOLOGY, LATUR.

ATTENDANCE Month October Sign. 

Roll No.	Name of Student	8	10	11	12	13	15	16	17	18
1	BANSODE ASIT DILIPRAO	A	A	1	2	3	A	A	4	A
2	GOTMUKALE GANESH ARUN	P	A	A	A	3	4	5	A	6
3	GUNJOTE MURARI SUBHASH	A	A	A	1	2	A	3	A	A
4	KALE GAJANAN SANDIPAN	A	A	A	A	1	2	3	A	4
5	KALE SUDARSHAN MUKUND	1	A	A	2	A	A	3	4	5
6	KARBHARI ASHVINI SANJAY	A	A	A	A	1	A	2	A	A
7	KUMBHAR DHANRAJ MAHADEV	1	2	A	A	A	3	4	A	5
8	SAKOLE ABHISHEK VIJAYKUMAR									
9										
10										
11										
12										
13										
14										
15										
16										
17										
18										
19										
20										
21										
22										
23										
24										
25										
26										
27										
28										
29										
30										
31										
32										

Royal Education Society's
COLLEGE OF COMPUTER SCIENCE AND INFORMATION TECHNOLOGY, LATUR.

ATTENDANCE Month October Sign. 

Roll No.	19	20	22	23	24	25	26	27	Total Attendance	% Attendance
10									5	29%
11	A	A	A	A	5	A	A		11	64%
12	A	A	A	9	10	11	A		7	41%
13	A	A	A	5	6	7	A		9	52%
14	5	6	A	7	A	8	9	A	10	58%
15	A	6	7	A	8	9	10	A	10	58%
16	A	6	7	A	8	9	A	10	5	29%
17	A	3	4	A	5	A	A	A	5	29%
18	A	A	A	A	6	7	A	A	7	41%
19										
20										
21										
22										
23										
24										
25										
26										
27										
28										
29										
30										
31										
32										